

LMS Manual of Faculty and Students

Login Page

Biyani Girls B.Ed College



BIYANI GIRLS B.ED. COLLEGE

(Affiliated to University of Rajasthan, Jaipur & Approved by National Council of Teacher's Education)

Sector-3, Vidhyadhar Nagar, Jaipur-302039, Rajasthan, India

Helpline : +91-8696218218, 8290636942



FACULTY LOGIN

Submit

Activate Windows

Go to System in Control Panel to activate Windows.

Dashboard

Program Content Master

Biyani Girls B.Ed.



Online

MENU

- Dashboard
- Content Management <
- Setting <

Add Program Content

Dashboard > Add Program Content

Details Of Program Content

Department

Program

Course

Year

Title

Status

Add Program :

Choose file No file chosen

Upload

Submit

Reset

Program Content List

Show 10 entries

Search:

S. No.	Department	Program	Course	Year	Pdf Link	Title	status	Action
1	EDUCATION	test	test	1st Year	View	c#	Active	Edit Delete

Showing 1 to 1 of 1 entries

Activate Windows

Go to System in Control

Previous 1 Next

VideoMaster



Online

Add Video Master

Details Of Video Master

Department

Program

Course

Year

Title

Video Link (Youtube)

Thumbnail Image:
Size(250*250)

Choose file No file chosen

Upload

Status

Submit

Reset

Video Master List

Show 10 entries

Search:

S. No.	Department	Program	Course	Year	Title	Video Link	Thumbnail	status	Action
1	EDUCATION	test	test	1st Year	c#	View		Active	Edit Delete

Showing 1 to 1 of 1 entries

Program Content Allotment



Online

MENU

- Dashboard
- Content Management**
- Program Content Master
- Video Master
- Allot Program Content**
- Allot Video
- Create Assignment
- Allot Assignment
- Question Bank
- Quiz Master
- Quiz Allotment
- Allot Question To Quiz
- Check Assignment
- Quiz Result
- Mark Student Attendance
- Student Attendance Report
- Setting

Program Content Allotment

Program Content Allotment

Department

Program

Course

Year

Submit

[View Program Content Allotment](#)

Activate Windows

Go to System in Control Panel to activate Windows.

Video Allotment



Online

MENU

Dashboard

Content Management <

Setting <

Video Allotment

Video Allotment

Department

Select One Option



Program



Course



Year

Select One



Submit

View Video Allotment

Activate Windows

Go to System in Control Panel to activate Windows.

CreateAssignment



Online

MENU

Dashboard

Content Management <

Setting <

Add Create Assignment

Dashboard > Add Create Assignment

Details Of Create Assignment

Department

Program

Course

Year

Title

Status

Add Assignment :

Choose file No file chosen

Upload

Submit

Reset

Create Assignment List

Show 10 entries

Search:

S. No.	Department	Program	Course	Year	Title	status	Add Assignment Pdf	Action
--------	------------	---------	--------	------	-------	--------	--------------------	--------

No data available in table

Showing 0 to 0 of 0 entries

Activate Windows


Go to System in Control Panel to activate Windows




Previous

Next

Assignment Allotment



 Online

- MENU
-  Dashboard
 -  Content Management <
 -  Setting <

Assignment Allotment

Assignment Allotment

Department

Program

Course

Year

[View Assignment Allotment](#)

Add Question Bank

Biyani Girls B.Ed. Online Dashboard Add Question Bank

Add Question Bank

Details Of Question Bank

Department **Program** **Course**

Year/Sem

Question

(A) (B)

(C) (D)

Correct Answer

Marks **Status**

Question Bank List

Show entries Search:

S. No.	Department	Program	Course	Year/Sem	Question Name	Option (A)	Option (B)	Option (C)	Option (D)	Correct Answer	Marks	status	Action
1	EDUCATION	test	test	1st Year	test	a	b	c	d	OPTION (B)	10	Active	<input type="button" value="Edit"/> <input type="button" value="Delete"/>

Showing 1 to 1 of 1 entries Previous **1** Next

Add QuizMaster



Online

MENU

- Dashboard
- Content Management <
- Setting <

Add Quiz

Details Of Quiz

Department

Program

Course

Year/Sem

Quiz Name

Quiz Duration

Status

Submit

Reset

Create Quiz List

Show 10 entries

Search:

S. No.	Department	Program	Course	Year/Sem	Quiz Name	Quiz Duration	status	Action
1	EDUCATION	test	test	1st Year	Test 1	30	Active	Edit Delete

Showing 1 to 1 of 1 entries

Allot Question To Quiz

Biyani Girls B.Ed.



Online

MENU

Dashboard

Content Management <

Setting <

Allot Question To Quiz

Dashboard > Allot Question To Quiz

Details Of Allot Question To Quiz

Department

Select One Option

Program

Course

Year

Select One

Quiz

View Question

Submit

Reset

Activate Windows

Go to System in Control Panel to activate Windows.

Add Check Assignment



Add Check Assignment

Details Of Check Assignment

Department

Program

Course

Year/Sem

Assignment

Student

Marks

Submit

Reset

Check Assignment List

Show 10 entries

Search:

S.No.	Title
No data available in table	

Showing 0 to 0 of 0 entries



Mark Attendance



Online

Mark Attendance

Mark Attendance Of

Mark Attendance

Course

Year

Show

Reset

Mark Attendance

Check All

UnCheck All

Student

Enrollment

Submit

Activate Windows

Go to System in Control Panel to activate Windows.

MENU

Dashboard

Content Management

Program Content Master

Video Master

Allot Program Content

Allot Video

Create Assignment

Allot Assignment

Question Bank

Quiz Master

Quiz Allotment

Allot Question To Quiz

Check Assignment

Quiz Result

Mark Student Attendance

Student Attendance Report

Setting

Mark Attendance Report



Mark Attendance Report

Mark Attendance Report

Course **Year** **Student**

From Date **To Date**

Show **Total Student : Present : Absent :**

Mark Attendance Report List

Show entries Search:


S.No.	Student	Enrollment	Date	Attendance
-------	---------	------------	------	------------

No data available in table




Showing 0 to 0 of 0 entries

Change Password



 Online

MENU

-  Dashboard
-  Content Management <
-  Setting <

Change Password

Change Password

Username

Old Password

New Password

Confirm Password

Submit

Activate Windows

Go to System in Control Panel to activate Windows.

Student Login Page

Biyani Girls B.Ed. College



BIYANI GIRLS B.ED. COLLEGE

(Affiliated to University of Rajasthan, Jaipur & Approved by National Council of Teacher's Education)

Sector-3, Vidhyadhar Nagar, Jaipur-302039, Rajasthan, India

Helpline : +91-8696218218, 8290636942

BIYANI
Institute of Physical Education

STUDENT LOGIN

Submit

Activate Windows

Go to System in Control Panel to activate Windows.

DashBoard

Exam Schedule



Online

MENU

- Dashboard
- Exam Schedule
- Time Table
- Document Management
- Assignment
- Study Notes
- Video Notes
- View Faculty Details
- E-Support
- Quiz
- Student Attendance Report
- Setting

View Exam Schedule

Dashboard > Add View Exam Schedule

View Exam Schedule List

Show 10 entries

Search:

S.No.	View
No data available in table	

Showing 0 to 0 of 0 entries

Previous Next

Activate Windows
Go to System in Control Panel to activate Windows.

Time Table



Online

MENU

- Dashboard
- Exam Schedule
- Time Table
- Document Management
- Assignment
- Study Notes
- Video Notes
- View Faculty Details
- E-Support
- Quiz
- Student Attendance Report
- Setting

View Time Table

Dashboard > Add View Time Table

View Time Table List

Show 10 entries

Search:

S.No.	View
No data available in table	













Showing 0 to 0 of 0 entries

Previous Next

Document Upload

Biyani Girls B.Ed. ≡ Online

Upload Document

Passport Photo :	 Verified
Aadhar card :	 Verified
12th Marksheet:	 Verified
10th Marksheet:	 Verified
B.A/B.Com/B.Sc:	 Verified
M.A/M.Com/M.Sc:	 Verified
Last Year Passout Marksheet:	 Verified
Cast Certificate	 Verified
Bonafide Certificate	 Verified
EWS Certificate	 Verified
Other Cast Certificate	 Verified
Migration Certificate	 Verified

Activate Windows
Go to System in Control Panel to activate Windows.

Upload Assignment



Online

MENU

- Dashboard
- Exam Schedule
- Time Table
- Document Management
- Assignment
- Study Notes
- Video Notes
- View Faculty Details
- E-Support
- Quiz
- Student Attendance Report
- Setting

Upload Assignment

Upload Assignment List

Show 10 entries

Search:

S.No.	Title	Download	Upload
No data available in table			

Showing 0 to 0 of 0 entries

Previous Next

Activate Windows
Go to System in Control Panel to activate Windows.

Study Notes



Online

MENU

- Dashboard
- Exam Schedule
- Time Table
- Document Management
- Assignment
- Study Notes
- Video Notes
- View Faculty Details
- E-Support
- Quiz
- Student Attendance Report
- Setting

View Study Notes

Dashboard > View Study Notes

View Study Notes List

Show 10 entries

Search:

S.No.	View
No data available in table	

Showing 0 to 0 of 0 entries

Previous Next

Activate Windows
Go to System in Control Panel to activate Windows.

Video Notes



Online

MENU

- Dashboard
- Exam Schedule
- Time Table
- Document Management
- Assignment
- Study Notes
- Video Notes
- View Faculty Details
- E-Support
- Quiz
- Student Attendance Report
- Setting

View Video Notes

Dashboard > View Video Notes

View Video Notes List

Show 10 entries

Search:

S.No.	View Video
No data available in table	

Showing 0 to 0 of 0 entries

Previous Next

Activate Windows
Go to System in Control Panel to activate Windows.

View Faculty

Biyani Girls B.Ed.



Online

MENU

- Dashboard
- Exam Schedule
- Time Table
- Document Management
- Assignment
- Study Notes
- Video Notes
- View Faculty Details
- E-Support
- Quiz
- Student Attendance Report
- Setting

View Faculty

Dashboard > View Faculty

Details Of View Faculty



Name: Mr./Mrs./Dr.
peeyush

Qualification: **b-tech**

Name: Mr./Mrs./Dr.
peeyush

Qualification: **tech**

Activate Windows
Go to System in Control Panel to activate Windows.

E-Support



Online

Add E-support

Dashboard > Add E-support

Details Of E-support

E support

Submit

Reset

E-support List

Show 10 entries

Search:

S. No.	Name	Issue	Date	E-Support Status	Resolution	Resolution Date
--------	------	-------	------	------------------	------------	-----------------

No data available in table

Showing 0 to 0 of 0 entries

Previous Next



- MENU
- Dashboard
- Exam Schedule
- Time Table
- Document Management
- Assignment
- Study Notes
- Video Notes
- View Faculty Details
- E-Support
- Quiz
- Student Attendance Report
- Setting

Quiz



Online

MENU

- Dashboard
- Exam Schedule
- Time Table
- Document Management
- Assignment
- Study Notes
- Video Notes
- View Faculty Details
- E-Support
- Quiz
- Student Attendance Report
- Setting

Quiz

Dashboard > Add Quiz

Quiz List

Show entries

Search:

S.No.	Department	Program	Course	Year/Sem	Quiz	Action
1	EDUCATION	test	test	1st Year	Test 1	Start

Showing 1 to 1 of 1 entries

Previous **1** Next



Activate Windows

Go to System in Control Panel to activate Windows.

Attendance Report



Online

MENU

- Dashboard
- Exam Schedule
- Time Table
- Document Management
- Assignment
- Study Notes
- Video Notes
- View Faculty Details
- E-Support
- Quiz
- Student Attendance Report
- Setting

Your Attendance Report

Dashboard > Your Attendance Report

Your Attendance

From Date

2024-02-20

To Date

2024-02-20

Show

Reset

Your Attendance List

Show 10 entries

Search:

S.No.



Date



Attendance



No data available in table

Showing 0 to 0 of 0 entries

Previous

Next



Activate Windows

Go to System in Control Panel to activate Windows.

ChangePassword

Biyani Girls B.Ed.



Online

MENU

- Dashboard
- Exam Schedule
- Time Table
- Document Management
- Assignment
- Study Notes
- Video Notes
- View Faculty Details
- E-Support
- Quiz
- Student Attendance Report
- Setting <

Change Password

Dashboard > Change Password

Change Password

Username

Old Password

New Password

Confirm Password

Submit

Activate Windows

Go to System in Control Panel to activate Windows.