



**BIYANI GIRLS B.ED. COLLEGE, JAIPUR**

**Date: 11-01-2023**

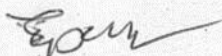
**NOTICE**

This is to inform to all the faculty members and students that **Micro Teaching Classes** will be held on 16 January 2023 to 22 January 2023 in Biyani Girls BEd College. Reporting time will be 8:00 am. Attendance is mandatory for all.

  
**Dr. Ekta Pareek**

Principal  
Principal  
Biyani Girls B.Ed College  
Jaipur

**Copy to: Chairman/Director (Acad.)/Principals/HR/HOD's/ /Reception/ IQAC Members.**

  
Principal  
Biyani Girls B.Ed College  
Jaipur

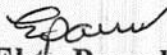


## BIYANI GIRLS B.ED. COLLEGE, JAIPUR

Date: 12-02-2022

### NOTICE

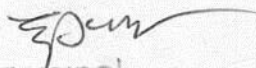
This is to inform to all B.Ed. students that "Micro Teaching Classes" will be arranged on 16<sup>th</sup> Feb to 24<sup>th</sup> feb. 2022. Reporting time will be 11:00 am. Attendance is mandatory for all.

  
Dr. Ekta Pareek  
Principal

Principal

Biyan Girls B.Ed. College  
Jaipur

Copy to: Chairman/Director (Acad.)/Principals/HR/HOD's/ Reception/ IQAC Members.

  
Principal  
Biyan Girls B.Ed. College  
Jaipur





## BIYANI GIRLS B.ED. COLLEGE, JAIPUR

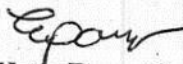
Date: 04-02-2021

### NOTICE

This is to inform to all students that **Micro Teaching Classes** will be started from 08<sup>th</sup> February 2021 to 13<sup>th</sup> February 2021 in your respective classroom. Report in College at 11.00 am.

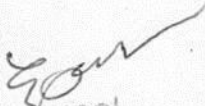
Attendance is mandatory for all.

### NOTICE

  
Dr. Ekta Pareek

Principal  
Biyani Girls B.Ed College  
Jaipur

Copy to: Chairman/Director (Acad.)/Principals/HR/HOD's/ /Reception/ IQAC Members.

  
Principal  
Biyani Girls B.Ed College  
Jaipur



**BIYANI GIRLS B.ED. COLLEGE , JAIPUR**

**Date: 22/11/2019**

**NOTICE**

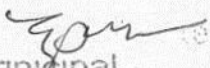
This is to inform to all the students that your Micro teaching lesson plan presentation activity will be organized from 25 /11/2019 to 30/11/2019 .All students should prepare their micro teaching skill lesson plan of their respective teaching subject. Attendance is mandatory for all students.

BIYANI GIRLS B.ED. COLLEGE , JAIPUR

  
**Dr. Ekta Pareek**


**Principal  
Biyani Girls B.Ed College  
Jaipur**

**NOTICE**

  
**Principal  
Biyani Girls B.Ed College  
Jaipur**

Copy to : Chairman / Director (Acad.)/Principal/HR/HODs/Reception/IQAC members






## BIYANI GIRLS B.ED. COLLEGE, JAIPUR

Date: 01-11-2018

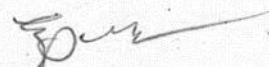
### NOTICE

This is to inform to all B.Ed. students that "Micro Teaching Classes" will be arranged on 5<sup>th</sup> Nov. to 17<sup>th</sup> Nov. 2018. Reporting time will be 11:00 am. Attendance is mandatory for all.


  
Principal  
Biyani Girls B.Ed College  
Jaipur

**Dr. Ekta Pareek**

Principal

  
Principal  
Biyani Girls B.Ed College  
Jaipur

Copy to: Chairman/Director (Acad.)/Principals/HR/HOD's/ /Reception/ IQAC Members.

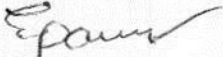


## BIYANI GIRLS B.ED. COLLEGE, JAIPUR

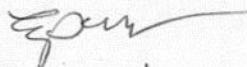
Date: 11-03-2023

### NOTICE


This is to inform to all the Students of B.Ed., B.Ed. - M.Ed. and B.Sc. -B.Ed. that Lesson Plan Presentation for Practice Teaching will Started from 17 March 2023. Make Assure that your lesson plan Diary should be ready. Present your lesson plan carefully.

  
**Dr. Ekta Pareek**  
PRINCIPAL  
Principal BIYANI GIRLS COLLEGE  
Sec-3, Vidhyadhar Nager, JAIPUR

Copy to: Chairman/Director (Acad.)/Principal/HR/HOD's/ /Reception/ IQAC Members

  
Principal  
Biyani Girls B.Ed College  
Jaipur



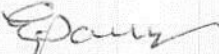


## BIYANI GIRLS B.ED. COLLEGE, JAIPUR

Date: 21-02-2022

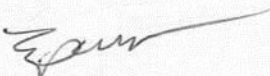
### NOTICE


This is to inform to all the Students of B.Ed., B.Ed. - M.Ed. and B.Sc. -B.Ed. that Lesson Plan Presentation for Practice Teaching will Started from 01 March 2022. Make Assure that your lesson plan Diary should be ready. Present your lesson plan carefully.

  
**Dr. Ekta Pareek**

Principal  
**PRINCIPAL**  
**BIYANI GIRLS COLLEGE**  
Sec.-3, Vidhyadhar Nagar, JAIPUR

Copy to: Chairman/Director (Acad.)/Principal/HR/HOD's/ /Reception/ IQAC Members

  
Principal  
Biyani Girls B.Ed College  
Jaipur



## BIYANI GIRLS B.ED. COLLEGE, JAIPUR

Date: 01-02-2021

### NOTICE

This is to inform to all the Students of B.Ed. that Lesson Plan Presentation for Practice Teaching will started from 15 February 2021. Make Assure that your lesson plan Diary should be ready. Present your lesson plan carefully.


Dr. Ekta Pareek

PRINCIPAL  
BIYANI GIRLS COLLEGE  
Sec.-3, Vidhyadhar Nagar, JAIPUR

Copy to: Chairman/Director (Acad.)/Principal/HR/HOD's/ /Reception/ IQAC Members

Principal  
Biyani Girls B.Ed College  
Jaipur





## BIYANI GIRLS B.ED. COLLEGE, JAIPUR

Date: 15-02-2020

### NOTICE

This is to inform to all the Students of B.Ed. that Lesson Plan Presentation for Practice Teaching will start from 24 February 2020. Make sure that your lesson plan Diary should be ready. Present your lesson plan carefully.

**Dr. Ekta Pareek**

PRINCIPAL

Principal  
BIYANI GIRLS COLLEGE  
Sec.-3, Vidhyadhar Nagar, JAIPUR

Copy to: Chairman/Director (Acad.)/Principal/HR/HOD's/ Reception/ IQAC Members

Principal  
Biyani Girls B.Ed College  
Jaipur

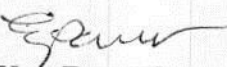


**BIYANI GIRLS B.ED. COLLEGE, JAIPUR**

Date: 01-12-2018


**NOTICE**

This is to inform to all the Students of B.Ed. that Lesson Plan Presentation for Practice Teaching will started from 10 December 2018. Make Assure that your lesson plan Diary should be ready. Present your lesson plan carefully.


  
**Dr. Ekta Pareek**

**Principal**  
Principal  
Biyani Girls College  
Sec-3, Vidhyadhar Nagar, Jaipur

Copy to: Chairman/Director (Acad.)/Principal/HR/HOD's/ /Reception/ IQAC Members

  
**Principal**  
Biyani Girls B.Ed College,  
Jaipur



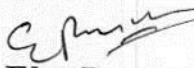


## BIYANI GIRLS B.ED. COLLEGE, JAIPUR

Date: 07-04-2023

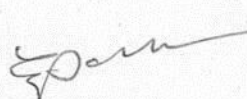
### NOTICE


This is to inform to all the students that Innovative Lesson Plan Presentation will be organized on 10 April 2023 in college campus. Reporting time will be 11:00 am. Attendance is mandatory to all students.

  
Dr. Ekta Pareek

PRINCIPAL  
BIYANI GIRLS B.ED. COLLEGE  
SEC-3, VIDHYADHAR NAGAR, JAIPUR

Copy to: Chairman/Director (Acad.)/Principal/HR/HOD's/ /Reception/ IQAC Members.

  
Principal  
Biyani Girls B.Ed College  
Jaipur



## BIYANI GIRLS B.ED. COLLEGE, JAIPUR

Date: 17-03-2022

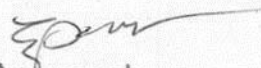
### NOTICE

This is to inform to all the students that Innovative Lesson Plan Presentation will be organized on 21 March 2022 in college campus. Reporting time will be 11:00 am. Attendance is mandatory to all students.


  
Dr. Ekta Pareek

PRINCIPAL  
BIYANI GIRLS B.ED. COLLEGE  
SEC.-3, VIDHYADHAR NAGAR, JAIPUR

Copy to: Chairman/Director (Acad.)/Principal/HR/HOD's/ /Reception/ IQAC Members.

  
Principal  
Biyani Girls B.Ed College  
Jaipur





## BIYANI GIRLS B.ED. COLLEGE, JAIPUR

Date: 20-09-2021

### NOTICE

This is to inform to all the students that Innovative Lesson Plan Presentation will be organized on 23 September 2021 in college campus. Reporting time will be 11:00 am. Attendance is mandatory to all students.


  
Dr. Ekta Pareek

Principal

BIYANI GIRLS B.ED. COLLEGE  
SEC.-3, VIDHYACHAR NAGAR, JAIPUR

Copy to: Chairman/Director (Acad.)/Principal/HR/HOD's/ /Reception/ IQAC Members.

  
Principal  
Biyani Girls B.Ed College  
Jaipur

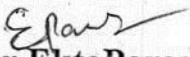


## BIYANI GIRLS B.ED. COLLEGE, JAIPUR

Date: 10-08-2020

### NOTICE

This is to inform to all the students that Innovative Lesson Plan Presentation will be organized on 13 August 2020 in ~~online Mode~~ Reporting time will be 11:00 am. Attendance is mandatory to all students.


  
Dr. Ekta Pareek

Principal  
PRINCIPAL  
BIYANI GIRLS B.ED. COLLEGE  
SEC-3, VIDHYADHAR NAGAR, JAIPUR

Copy to: Chairman/Director (Acad.)/Principal/HR/HOD's/ /Reception/ IQAC Members.

  
Principal  
Biyani Girls B.Ed College  
Jaipur



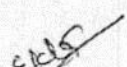


## BIYANI GIRLS B.ED. COLLEGE, JAIPUR

Date: 15-01-2019

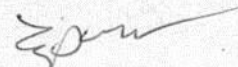
### NOTICE

This is to inform to all B.Ed. students that "Innovative Lesson Plan Presentation" will be organized on 21<sup>st</sup> Jan. to 24<sup>th</sup> Jan. 2019 in College Campus. Reporting time will be 11:00 am. Attendance is mandatory for all.

  
Dr. Ekta Pareek

Principal

Principal  
Biyani Girls B.Ed. College  
Jaipur

  
Principal  
Biyani Girls B.Ed. College  
Jaipur

Copy to: Chairman/Director (Acad.)/Principals/HR/HOD's/ /Reception/ IQAC Members.

The Power of Knowledge, Innovation & Values...



# BIYANI GIRLS B.ED. COLLEGE

Affiliated to the University of Rajasthan  
Approved by NCTE

(NAAC Accredited Grade-B++)



## B.Ed.

Session 2022 - 2023


### MICRO-TEACHING DIARY

Name Richa Singh Lodwal Section C Roll No. 205

Father's Name sh. Dinesh chand Meena

Teaching Subject English

Name of School Biyani Girls B.Ed. College

  
Principal  
Biyani Girls B.Ed. College  
Jaipur

Sector-3, Vidhyadhar Nagar, JAIPUR - 302 039  
Phone : 0141-2338591-95 • Tele-fax : 0141-2338007  
website : [www.biyanigirlscolleges.com](http://www.biyanigirlscolleges.com)



पाठ का स्वरूप (प्रथम)

अध्यापन-कौशल आधारित पाठ-योजना

Name of skill: Introductory skill  
 Topic: The Kite (Poetry)

Subject: English  
 Class: 6<sup>th</sup> Duration: 5 min

Teacher activity	Students activity
<u>Ques 1</u> . where does the kite fly?	In the bright sky.
<u>Ques 2</u> . what is kite compared to?	<u>To ship</u>
<u>Ques 3</u> . which festival is related to kite?	Makar Sankranti
<u>Ques 4</u> How does new kite look?	Bright
<u>Ques 5</u> what is the moral of the poem " <u>The Kite</u> "	Proclamatic question

नोकन सूची

आवृत्तियाँ

Components of Skill	1	2	3	4	5
→ Based on Previous Knowledge					
→ Related to content					
→ continuity					
→ Appropriate time duration					
→ Leading towards the main topic					
→ views of audio-video aids					

हस्ताक्षर सहपाठी पर्यवेक्षक

Principal  
 Buni Girls B.Ed College

हस्ताक्षर दल निदेशक

पाठ का स्वरूप (द्वितीय)  
अध्यापन-कौशल आधारित पाठ-योजना

Name of Skill - Introductory Skill  
Topic - The Kite (Poetry)

Subject English  
class 6<sup>th</sup> Duration

Pupil-Teacher's activity	Students' activity
<u>Ques 1</u> Where does the kite fly?	In the sky
<u>Ques 2</u> In the sky, how does new kite look?	Bright
<u>Ques 3</u> Which festival is related to kite?	Makar Sankranti
<u>Ques 4</u> Why Makar Sankranti is famous?	For kite
<u>Ques 5</u> What do you know about kite?	Problematic question

मूल्यांकन सूची

Components of Skill	सर्वोत्कृष्ट	उत्तम	अच्छा	सामान्य
→ Based on previous knowledge				
→ Related to content				
→ Continuity				
→ Appropriate time duration				
→ Leading toward the main topic				
→ Viewer of audio-video aids.				

हस्ताक्षर सहपाठी पर्यवेक्षक

Principal  
Bhuni Girls B.Ed College  
Jaipur

हस्ताक्षर



पाठ का स्वरूप (प्रथम)

# अध्यापन-कौशल आधारित पाठ-योजना

Name of Skill - Blackboard Skill

Subject - English

Topic - The Kite (Poetry)

Class - 6<sup>th</sup> Duration 5 min

Pubil - teacher activity

Students activity

Date - 8/3/22  
less - VI<sup>th</sup>

Subject - English  
Device - Poetry  
Topic - "The Kite"

Period - 1<sup>st</sup>  
Time - 5 mins.

Students will  
to in their note  
ks.

How bright on the -----  
is a kite ----- new!  
----- and a dip  
it ----- tail

Difficult words

Dive - To plunge

Snaps - Cracking sound

Blue - It is a color but here  
is used for clear sky without clouds.

आवृत्तियाँ			
2	3	4	5

- Grammatical accuracy
- Teaching point must be underlined
- Brevity / Conciseness
- clarity of letter and words
- Correctness.

हस्ताक्षर सहपाठी पर्यवेक्षक

Principal  
Bhuni Girls S.Ed College  
Jaipur

हस्ताक्षर दल निदेशक

पाठ का स्वरूप (द्वितीय)  
अध्यापन-कौशल आधारित पाठ-योजना

Name of skill - Blackboard skill.....

Subject - English.....

Topic - The Kite (Poetry).....

Class - 6<sup>th</sup> Duration

Date - 8/3/22  
Class - VI<sup>th</sup>

Subject - English  
Device - Poetry  
Topic - "The Kite"

P - 1st -  
D - 5 mins

How bright on the -----

Is a kite ----- new!

----- and a dip

it ----- tail

Difficult words

plunge - To plunge

snaps - cracking sound

Blue - Is a color but here it is used for clear sky without clouds.

Components of skill

- Grammatical accuracy
- Teaching points must be underlined
- Brevity / Conciseness
- Clarity of letter and words
- correctness

सर्वोत्कृष्ट	उत्तम	अच्छा	सामान्य

हस्ताक्षर सहपाठी पर्यवेक्षक

  
Principal  
Bhambhata Girls B.Ed College

हस्ताक्षर



पाठ का स्वरूप (प्रथम)  
 अध्यापन-कौशल आधारित पाठ-योजना

Name of Skill: Explanation Skill  
 Topic: The Kite (Poetry)

Subject: English  
 Class: 6<sup>th</sup> Duration: 5 min

Pupil-teacher activity  
 How bright on - - - - -

Students activity



composed by "Harvey Behn"

Harvey Behn was an American screenwriter, born on 24<sup>th</sup> Sep 1898 in Arizona, U.S. The poem is written in form of couplet (2 lines). The poet has drawn a beautiful picture of the flying kite through words in this poem.

A kite looks bright on a clear sky when it flies for first time. Its moves with softness and force together at the same time to fly makes its tail to create a crackling sound in the air.

Students will listen carefully.

अवलोकन सूची

आवृत्तियाँ

Components of Skill	1	2	3	4	5
→ clear and simple language					
→ Interaction during explanation					
→ continuity between statement					
→ use of appropriate examples.					
→ Summary statement.					

हस्ताक्षर सहपाठी पर्यवेक्षक

Principal  
 Shani Girls B.Ed College

हस्ताक्षर दल निदेशक

पाठ का स्वरूप (द्वितीय)  
अध्यापन-कौशल आधारित पाठ-योजना

Name of Skill- Explanations... Skill.....  
Topic- The Kite... (Poetry).....

Subject- English.....  
class- 6<sup>th</sup>..... Duration- 5 min

Pupil- teacher's activity

Students activity

How bright on - - - - -  
new!  
its tail.



is composed by  
screenerwriter,  
a. The poem is

written in form of couplet (2 lines). The poet  
has drawn a beautiful picture of flying  
kite through words in this poem.

A kite looks bright on a clear  
sky when it flies for first time. It moves  
with softness and force together at some  
time to fly makes its tail to create  
a cracking sound in the air.

Students will listen  
carefully

मूल्यांकन सूची

Components of Skill	सर्वोत्कृष्ट	उत्तम	अच्छा	सामान्य	असन्तोषप्रद
→ clear and simple language					
→ Interaction during explanation					
→ continuity between statement					
→ Use of appropriate examples					
→ summary statement					

हस्ताक्षर सहपाठी पर्यवेक्षक

Principal  
Buni Girls B.Ed College  
Jaipur

हस्ताक्षर दल निदेशक



अध्यापन-कौशल आधारित पाठ-योजना

Name of Skill - Question Skill  
 Topic - The Kite (Poetry)

Subject - English  
 Class - 6<sup>th</sup> Duration - 5 mins.

**Pupil-teacher activity**

1 → who is the poet of the poem "The Kite"?

2 → Through the poem, what does the poet try to express?

3 How does a new kite look like in the sky

4 what happens to the kite when wind fall?

5 what is the meaning of "slack"?

6 what happens to the kite when string goes slack?

4 questions

**Students activity**

Harvey Behm  
 Beautiful scenario of flying kite.  
 Bright  
 string gets loose  
 Loose  
 We wind it back again.

अवलोकन सूची	आवृत्तियाँ				
Components of skill	1	2	3	4	5
Related to teaching content					
Grammatical accuracy					
Continuity of questions					
Use of language according to the student level					
Appropriate time duration					

हस्ताक्षर सहपाठी पर्यवेक्षक

Principal  
 Shanti Girls B.Ed College  
 Jaipur

हस्ताक्षर देल निदेशक  
 28/1/2022

पाठ का स्वरूप (द्वितीय)  
अध्यापन-कौशल आधारित पाठ-योजना

Name of Skill - Question Skill  
Topic - The Kite (Poetry)

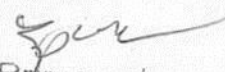
Subject - English  
Class - 6<sup>th</sup> Duration - 5m

Pupil-teacher's activity	students activity
Q.1 who is the poet of the poem "The Kite"?	Harvey Behm
Q.2 Through the poem, what does the poet try to express?	Beautiful Scenario of flying kite
Q.3 How does a new kite look like in sky?	Bright
Q.4 what happens to the kite when wind fall?	string gets loose
Q.5 what is the meaning of "slack"?	Loose
Q.6 what happens to the kite when string gets slack?	We wind it back again
Q.7 what is kite compared to?	To ship
Q.8 why does the kite dive and dip?	Because of wave of wind.

मूल्यांकन सूची

components of skill	सर्वोत्कृष्ट	उत्तम	अच्छा	सामान्य	असन्तोषप्र
→ Related to teaching content					
→ Grammatical accuracy					
→ continuity of questions					
→ use of language according to the students level.					
→ Appropriate time duration.					

हस्ताक्षर सहपाठी पर्यवेक्षक

  
Principal  
Shuni Girls B.Ed. College  
Jaipur

हस्ताक्षर दल निदेशक




पाठ का स्वरूप (प्रथम)

अध्यापन-कौशल आधारित पाठ-योजना

of skill-demonstration... skill....  
Topic..... Tenses (Grammar)

Subject-English.....  
Class-6<sup>th</sup> Duration 5mins.

TENSES



Students activity

Students will look at the teaching aid.

आवृत्तियाँ

Components of Skill.  
 Visuality of teaching aids.  
 Simplicity and clarity of demonstration  
 Focus on main teaching point  
 Participation of students  
 Use of appropriate teaching and learning materials.

1	2	3	4	5

हस्ताक्षर सहपाठी पर्यवेक्षक

Principal  
 Shyami Girls B.Ed College  
 Jaipur

हस्ताक्षर दल निदेशक

पाठ का स्वरूप (द्वितीय)  
अध्यापन-कौशल आधारित पाठ-योजना

Name of skill - Demonstration Skill  
Topic - Tenses (Grammar)

Subject - English  
class - 6<sup>th</sup> Duration - 5m

TENSES

PRESENT TENSE

PRESENT PERFECT TENSE

PRESENT PERFECT CONTINUOUS

PRESENT CONTINUOUS TENSE

PRESENT INDEFINITE TENSE

PAST TENSE

PAST PERFECT TENSE

PAST PERFECT CONTINUOUS

PAST CONTINUOUS TENSE

PAST INDEFINITE TENSE

FUTURE TENSE

FUTURE PERFECT TENSE

FUTURE PERFECT CONTINUOUS

FUTURE CONTINUOUS TENSE

FUTURE INDEFINITE TENSE

Activity

will look using aids

मान्य असन्तोषप्रद

- Visuality of teaching aids
- Simplicity and clarity of demonstration
- Focus on main teaching point
- Participation of students
- Use of appropriate teaching and learning materials.

हस्ताक्षर सहपाठी पर्यवेक्षक

Principal  
Bhuni Girls B.Ed College  
Jaipur

हस्ताक्षर दल निदेशक



The Power of Knowledge, Innovation & Values...



# BIYANI GIRLS B.ED. COLLEGE

Affiliated to the University of Rajasthan  
Approved by NCTE

(NAAC Accredited Grade-B++)



## B.Ed.

*Edna*  
Principal  
Biyani Girls B.Ed. College  
Jaipur

Session 20 - 20

## DAILY LESSON PLAN DIARY

Name Diya Mudgal Class B.Ed 1<sup>st</sup> year Section A Roll No. 39

Father's Name Naveesh Mudgal

Teaching Subject Civics

Name of School Biyani girls B.ed college

Sector-3, Vidhyadhar Nagar, JAIPUR - 302 039  
Phone : 0141-2338591-95 • Tele-fax : 0141-2338007  
website : [www.byanigirlscolleges.com](http://www.byanigirlscolleges.com)

## Lesson-Plan (1)

Date - 7/4/22

Subject - Civics

Period -

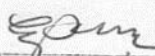
Class - 8<sup>th</sup>

Topic - Rajya Sabha

Time - 35 min

S.No.	Teaching objectives	Expected behavioural change
1.	Knowledge	<ul style="list-style-type: none"><li>• Students will be able to recognise about the Rajya Sabha.</li><li>• Students will be able to recall about Rajya Sabha.</li></ul>
2.	Understanding	<ul style="list-style-type: none"><li>• Students will be able to explain about the functions and role of the Rajya Sabha.</li><li>• Students will be able to compare the powers of R.S.</li></ul>
3.	Application	<ul style="list-style-type: none"><li>• Students will be able to use the knowledge related to the role of the Rajya Sabha.</li><li>• Students will be able to analyze the role of the Rajya Sabha.</li></ul>
4.	Skill	<ul style="list-style-type: none"><li>• Students will be able to present the role of the Rajya Sabha by chart.</li><li>• Students will be able to present the composition of Rajya Sabha by the list.</li></ul>

Teaching Aids :-> Roller board, marker, duster, chart, etc.

  
Principal  
Bhuni Girls B.Ed College  
Jaipur

Previous knowledge :-> Students have prior information about the role and composition of the Rajya Sabha.



S.No.	Student Teacher activity	Student activity	Remarks
1.	What type of government system is there in India?	Democratic System	
2.	Who plays a central role in the democratic system of India?	Parliament	
3.	How many houses are there in the Parliament?	Two	
4.	What are the names of 2 houses of Parliament?	Rajya Sabha & Lok Sabha	
5.	What was the other name of the Rajya Sabha of the Parliament?	Council of States	
6.	What is the composition of Council of States?	Problematic Question	

Purpose Statement :-> So, Today we will discuss about the Rajya Sabha or the Council of States.

Teaching point :-> (1) Rajya Sabha Composition  
 (2) Role of the Rajya Sabha  
 (3) Voting process

Principal  
 Bhuni Girls B.Ed College  
 Jaipur

Teaching Point

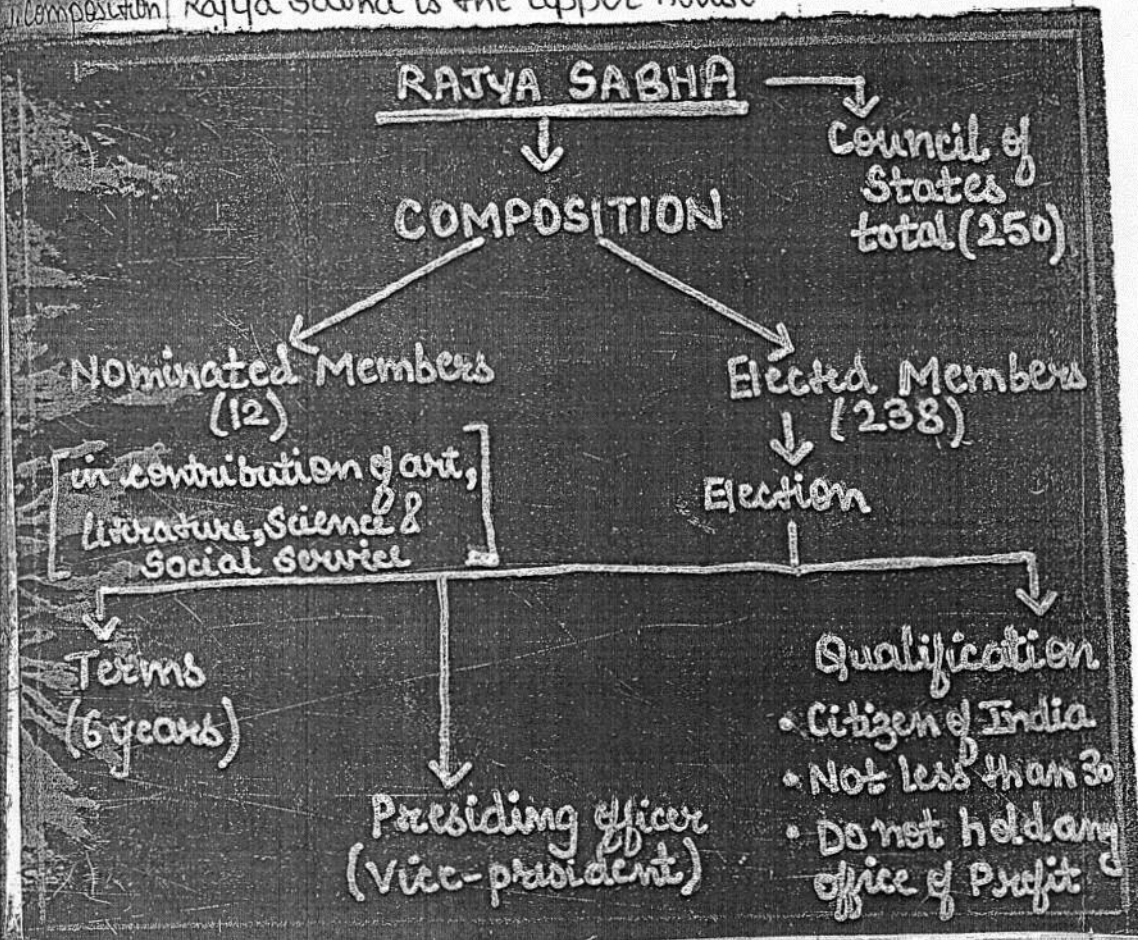
Student-Teacher Activity

Student Activity

Blackboard

Remark


Composition Rajya Sabha is the upper house



Role

Developmentary questions :-

- 1) What is the broad responsibility of members of Rajya Sabha? To make laws
- 2) At what level Rajya Sabha has power to make laws? State level
- 3) What are the certain role of the Rajya Sabha? Problematic Question

  
 Principal  
 Blyuni Girls B.Ed College  
 Jaipur



The Broad responsibility of the members of the Rajya Sabha is to make laws of India in R.S. Rajya Sabha has certain role as a permanent house (it never dissolve like Lok Sabha) and 1/3rd of its members retire every 2 years and offer a degree of continuity. Student will listen carefully

Rajya Sabha has power to make laws at the state level. However, to making laws can only be done if Rajya Sabha first passes a resolution by the 2/3 majority for granting such a power.

### 3. Voting Process

Developmentary Question:→

1) What is the member called of the Rajya Sabha?


MP

2) What is the full form of MP?

Member of Parliament

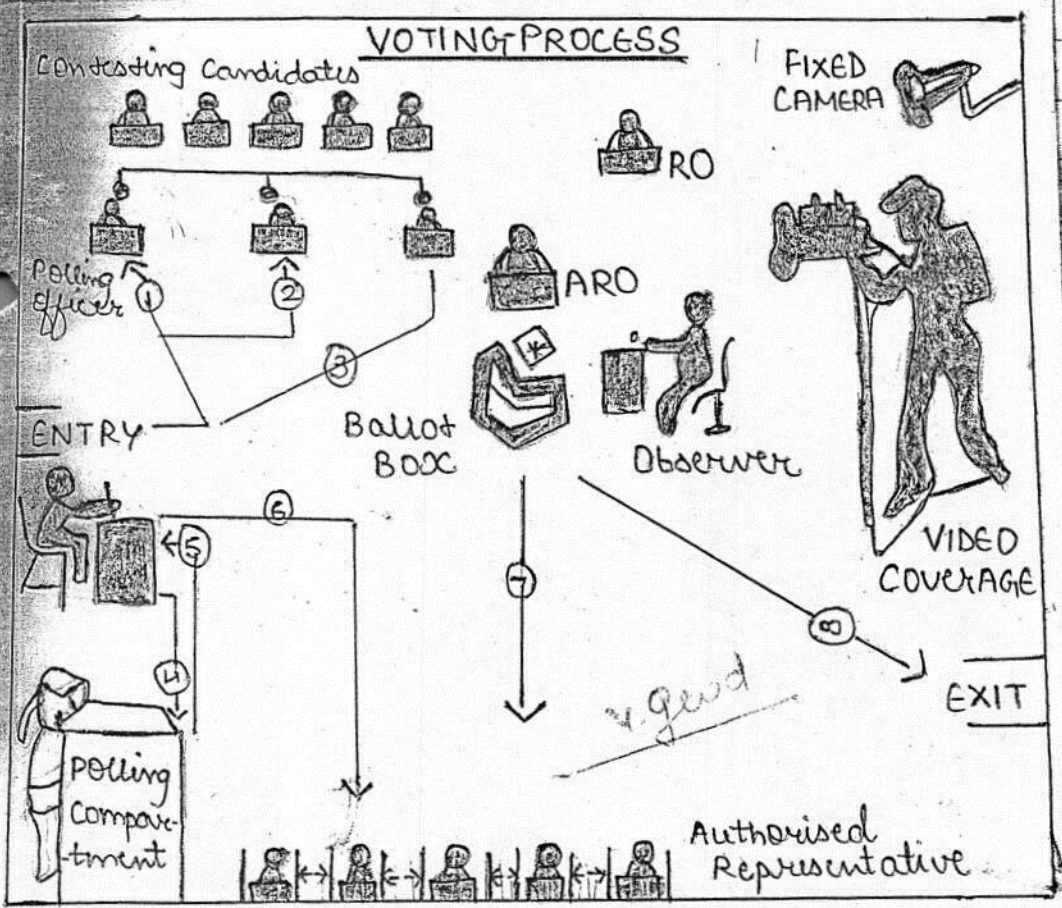
3) What is the voting procedure of MP?

Problematic Question

  
Principal  
Bijani Girls B.Ed College  
Jaipur

As an MP enters the polling station, his/her first point of engagement will be polling officers in front of area where contesting candidates are seated. MP will then proceed to desk of polling officer authorised & then head to polling compartment. From here, MP will walk to area where authorised repre-

Students are looking at chart and listen carefully.



*Eyam*  
 Principal  
 Bajant Girls B.Ed College  
 Jaipur



# METHODS :-

① FRAMES

② QUIZ

③ CONCEPT  
MAPS

*Epar*  
Principal  
Siyani Girls B.Ed College  
Jaipur

# Innovative lesson - 1

Date - 10 April

Subject - ~~Biology~~ Chemistry

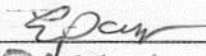
Period - 1<sup>st</sup>

Class - 6<sup>th</sup>

Topic - Acid & Base

Time - 30 min.

S.No.	OBJECTIVE	EXPECTED BEHAVIOURAL CHANGE
1.	Knowledge	i) Students will be able to recall fact about acid & base. ii) Students will be able to recognise the fact about heart.
2.	Understanding	i) Students will be able to explain about Acid & Bases. ii) Students will be able to understand about Acid & Base.
3.	Application	i) Students will be able to use the knowledge in their higher classes ii) Students will use their knowledge in daily life.
4.	Skill	i) Students will be able to make chart on it. ii) Students will perform experiments on it.

  
Principal  
Sri. G. S. B. Ed. College  
Jaipur



Date : \_\_\_\_\_ Page : \_\_\_\_\_

Topic : \_\_\_\_\_

- Teaching method / methodology - Questioning method
- Teaching Aids - Question Cards
- Previous Knowledge - Students have basic knowledge about ~~the~~ Acid & Bases.
- Introductory Questions -

SNo	Pupil-Teacher's Activity	Student's Activity
1.	Can we use a no. of substances in our daily life? (like lemon, salt, sugar)	Yes
2.	Do they all have same taste?	No, they don't.
3.	How does curd, lemon & orange juice, tamarind, vinegar taste?	They are sour in taste.
4.	How does baking soda tastes?	It is bitter in taste.
5.	Can you explain the reason behind this?	No Response. (Problematic questions).

• Objective Statement :- Students, today we will study about the acids & bases.

• Instructions :-

- ① Divide the content in small size unit.
- ② Read the content given in the frame carefully.
- ③ Answer the questions which are included in contents.
- ④ Match the answers with answer in sheet.


- ⑤ If your answer is correct then proceed sequentially.
- ⑥ If your answer is wrong, then read again & then answer correctly.
- ⑦ Keep the time in consideration, in case of any problem consult to your teacher.

## Presentation

### Frame-1

\* Cured, lemon, orange juice, vinegar taste sour because they contain acids. The chemical nature of such substances is acidic.


Q-1 What is the chemical nature of acid called?



### Frame-2

\* When basic substances rubbed between fingers they feel soapy and bitter in taste, these are called bases.

Q-2 When bases are rubbed between fingers, then it feels?





### Frame-3

★ Special type of substances are used to test whether a substance are acidic or basic. These are known as Indicators.

Q-3 Name the substance which are used to test acid or base?

### Frame-4

★ Turmeric, litmus, China rose petals are some of the naturally occurring indicators.

Q-4 Name one naturally occurring Indicator.

### Frame-5

★ The most commonly used natural indicator is litmus. It is extracted from lichens. It is purple colour when distilled / dissolve in water.

Q-5 litmus is extracted from -


Principal

Shri Giris B.Ed College  
Jaipur

Frame-6

★ The solutions which do not change the colour of either red or blue litmus are known as neutral solutions.


Q-6 The solutions which do not change the colour are —



Frame-7

★ The reaction between an acid and a base is known as Neutralisation. Salt & Water are produced in this process.


Q-7 Which substance is formed when neutralisation reaction takes place?



Frame-8

★ Acid turns blue litmus red and are sour in taste and they have pH less than 7.

Q-8 What happens when acid add to blue litmus?



Principal

Bharti Girls B.Ed College  
Jaipur



fname-10

★ Calamine solution is applied on the skin when an ant bites, which contains zinc carbonate.

Q-10 Zinc carbonate is the constituent of which solution. Name the solution.

• Evaluatory Questions :-

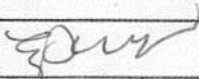
1. Write the difference between an acid or a base.

2. Acid turns blue litmus into \_\_\_\_\_ litmus.

3. Solutions which are neither acidic nor basic are called \_\_\_\_\_.

4. Nitric acid turns Red litmus to blue. [T/F]

5. Explain why? An antacid tablet is taken when you suffer from acidity.

  
Principal  
Bijanti Girls B.Ed. College  
Jaipur

Date : \_\_\_\_\_ Page : \_\_\_\_\_

Topic : \_\_\_\_\_

# Innovative Lesson - 2

Date : 10<sup>th</sup> April  
Class : 7<sup>th</sup>

Subject : Chemistry  
Topic : Physical & Chemical  
Change

Period : I<sup>st</sup>  
Duration - 30min

S.No	OBJECTIVE	Expected Behavioural Change.
①	Knowledge	i) Students will be able to recall about changes. ii) Students will be able to recognise fact about changes.
②	Understanding	i) Students will be able to explain about physical & Chemical Changes. ii) Students will be able to understand about changes.
③	Application	i) Students will be able to use their knowledge in higher classes. ii) Students will be able to use their knowledge in higher classes.
④	Skill	i) Students will be able to make charts related to the topic. ii) Students will perform experiments on it.

*[Signature]*  
Principal

Shri Girls B.Ed. College  
Jaipur



Date : \_\_\_\_\_ Page : \_\_\_\_\_

Topic : \_\_\_\_\_

\* Teaching method :- Questioning Method.

\* Teaching Aids :- Questioning Cards

\* Previous Knowledge :- Students have basic knowledge about the phy. & Chemical Change.

\* Introductory questions :-

Pupil-Teacher's Activity	Student's Activity
Q1. Can we come across many changes in our surroundings everyday?	Yes, many things happens everyday.
Q2. If your mother ask you to make lime water or cold drink, then what will you do?	We dissolve sugar in water to make a cold drink.
Q3. Is making a sugar solution a change?	Yes it is a change, because sugar melts.
Q4. Tell me one more example of change?	Settling curd from milk is a change.
Q5. What is the nature of these changes?	No Response (Problematic-question)

\* Objective Statement - Students, today we will study about the changes.




Date : \_\_\_\_\_ Page : \_\_\_\_\_

Topic : \_\_\_\_\_

TEACHER'S ACTIVITY

TEAM (A)

TEAM (B)



*[Signature]*  
Principal  
Sri B. C. College  
Jaipur






Date : \_\_\_\_\_ Page : \_\_\_\_\_

Topic : \_\_\_\_\_

TEACHER'S ACTIVITY

TEAM (A)

TEAM (B)



*[Signature]*  
Principal

Shree Lal Girls' School  
Jaipur




Date : \_\_\_\_\_ Page : \_\_\_\_\_

Topic : \_\_\_\_\_

TEACHER'S ACTIVITY

TEAM-(A)

TEAM-(B)






Date : \_\_\_\_\_ Page : \_\_\_\_\_  
Topic : \_\_\_\_\_

TEACHER'S ACTIVITY

TEAM-(A)

TEAM-(B)



\* Evaluatory Questions :-

Q-1 Explain the types of changes ?

Q-2 When carbon dioxide is passed through lime water, it turns milky due to the formation of \_\_\_\_\_.

Q-3 Changes in which new substances are formed are called \_\_\_\_\_ changes.

Q-4 The chemical name of baking soda is \_\_\_\_\_.

Principal

Bhuni Girls B.Ed. College  
Jaipur

Date : \_\_\_\_\_

Page : \_\_\_\_\_

Topic : \_\_\_\_\_

# Innovative lesson plan - 3

Date :- 11 April 2023


Subject : Chemistry

Period : 1<sup>st</sup>.Class :- 7<sup>th</sup>

Topic :

Time : 30 min.

Objective	Expected Behavioural Change
(1) <u>Knowledge</u>	(i) Students will be able to recall the fact about acid & base (ii) Students will be able to recognise the fact about acid & base
(2) <u>Understanding</u>	(i) Students will be explain about acid & base (ii) Students will be able to understand about acid & base
(3) <u>Application</u>	(i) Students will be use their knowledge in higher classes. (ii) Students will be able to understand or use their knowledge in daily life
(4) <u>Skills</u>	(i) Students can perform & prepare chart on topics. (ii) Students can perform experiments.


Principal  
B. V. G. B. Ed. College

Jaipur



Date : \_\_\_\_\_ Page : \_\_\_\_\_

Topic : \_\_\_\_\_

\* Teaching Aid :- Chart related to concept mapping .

\* Previous knowledge :- Students have previous knowledge about acid & base

\* Introductory Questions :-

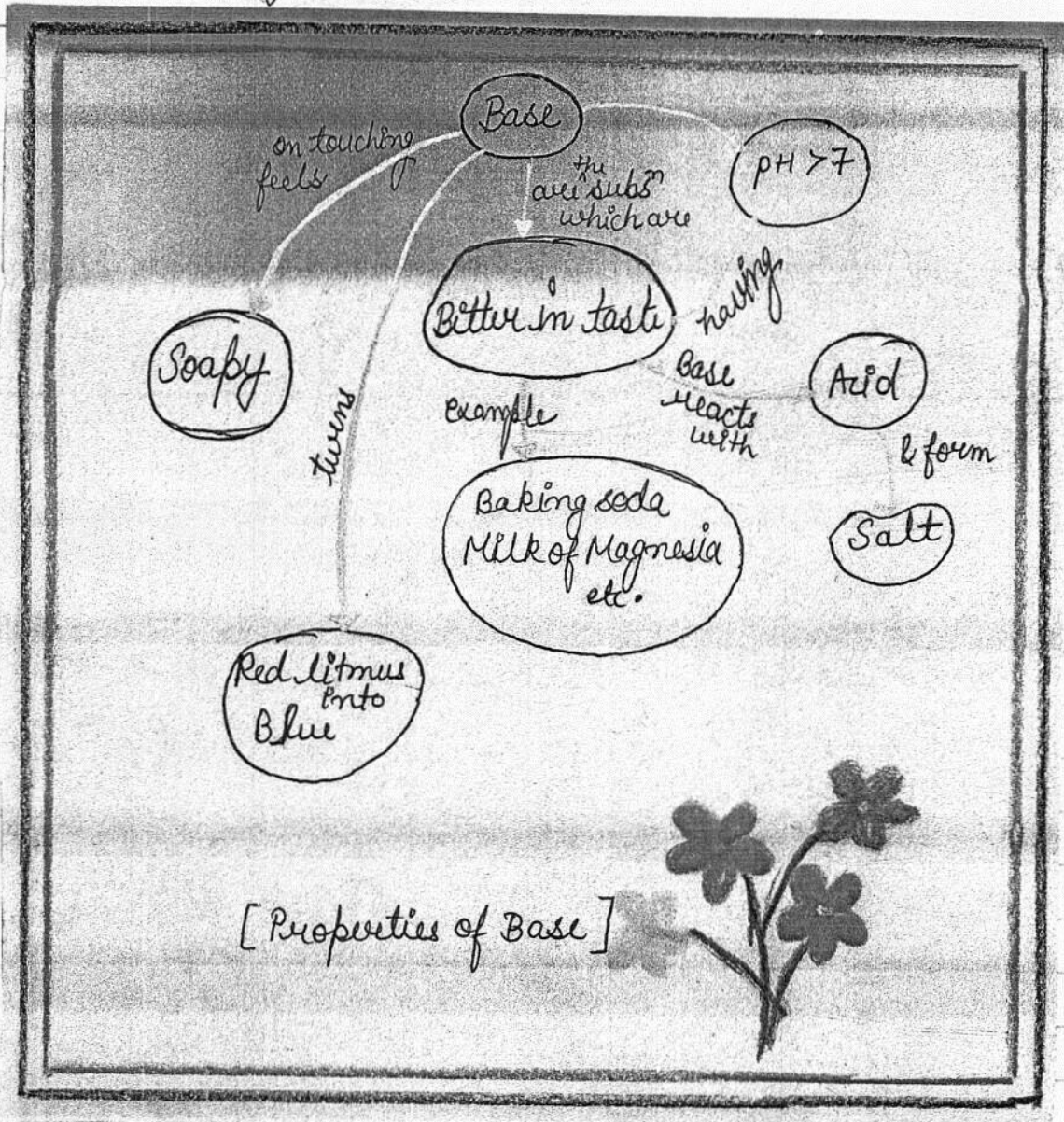
Pupil-Teacher's Activity	Student's response.
Q-1 Name some fruits.	Apple, orange, mango
Q-2 What is the taste of apple & orange banana?	They are sweet in taste
Q-3 What is the taste of amla, lemon, & orange?	They are sour in taste.
Q-4 Why these fruits are sour?	Problematic question. (No Response)

\* Objective Statement :- So, students today we will discuss about Acid & base.

Principal

Bhuni Girls B.Ed College  
Jaipur

## 2. Teaching Point → in Base



Principal

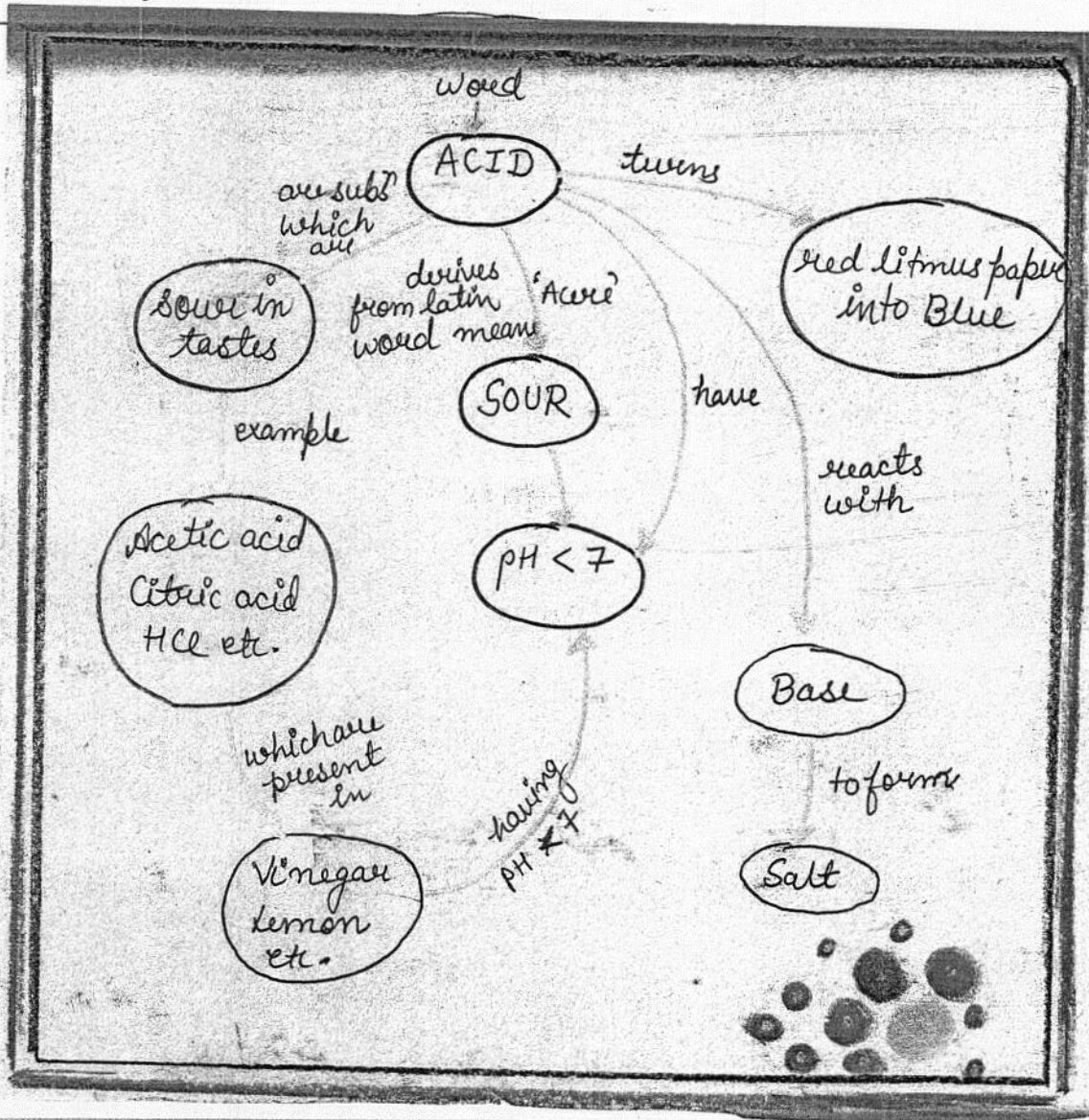
Shanti Girls B.Ed College  
Jaipur



Date : \_\_\_\_\_ Page : \_\_\_\_\_


Topic : \_\_\_\_\_

★ Teaching Point :- 1. Acid



*E. S. M.*  
Principal  
Sri Jai Girls B. Ed. College  
Jalpur

3. Teaching point :- (iii) Indicators



\* Evaluatory questions :-

Q-1 What are acids & bases?

Q-2 Name any one Natural Indicator.

Q-3 What is Indicator?




Date : \_\_\_\_\_ Page : \_\_\_\_\_

Topic : \_\_\_\_\_

TEACHER'S ACTIVITY

TEAM-(A)

TEAM-(B)



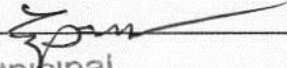
★ Evaluatory Questions :-

Q-1 Explain the types of changes ?

Q-2 When carbon dioxide is passed through lime water, it turns milky due to the formation of \_\_\_\_\_.

Q-3 Changes in which new substances are formed are called \_\_\_\_\_ changes.

Q-4 The chemical name of Baking soda is \_\_\_\_\_.

  
Principal  
Bhuni Girls B.Ed College  
Jaipur