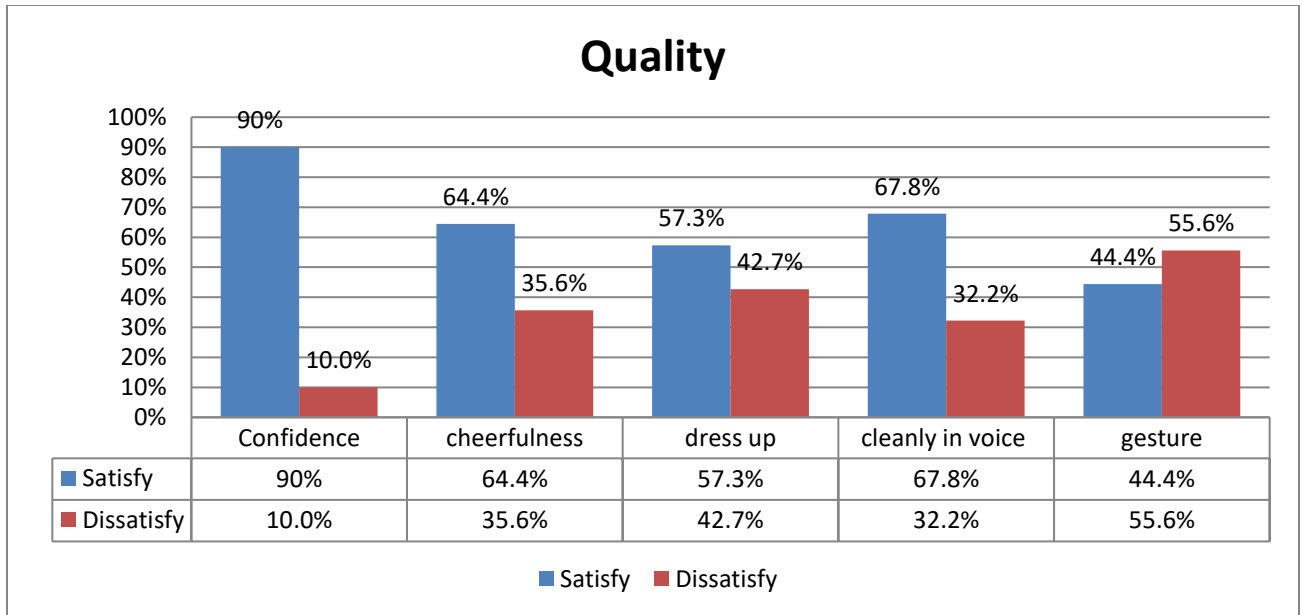


Biyani Girls B.ED College

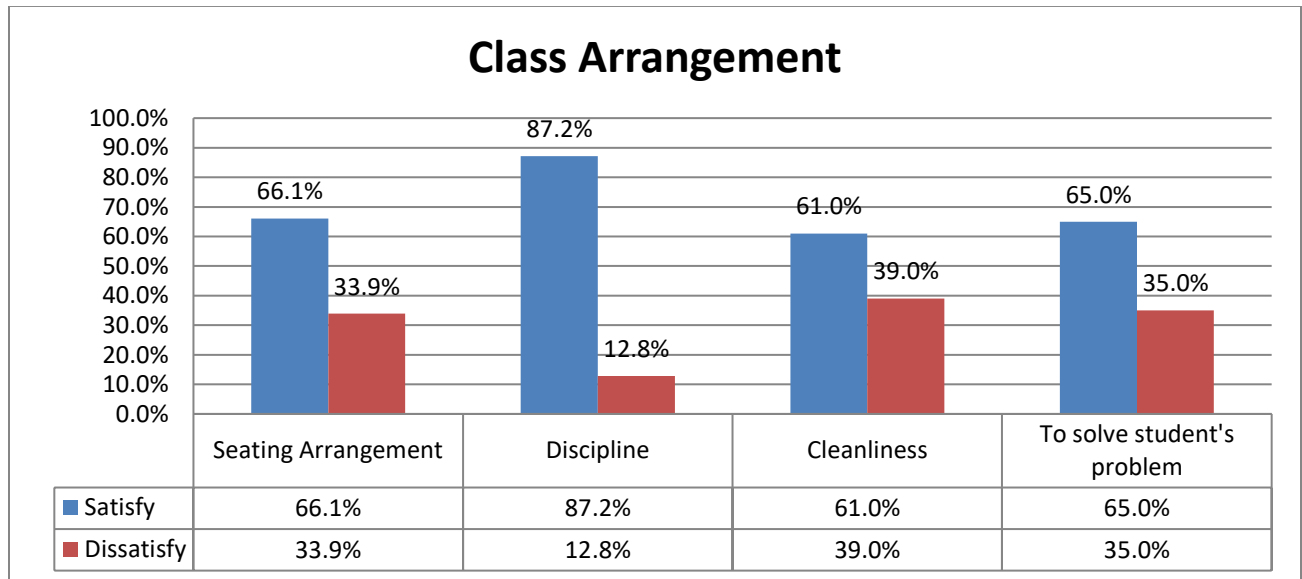
Session 2020-21

Teachers – Student Feedback Report

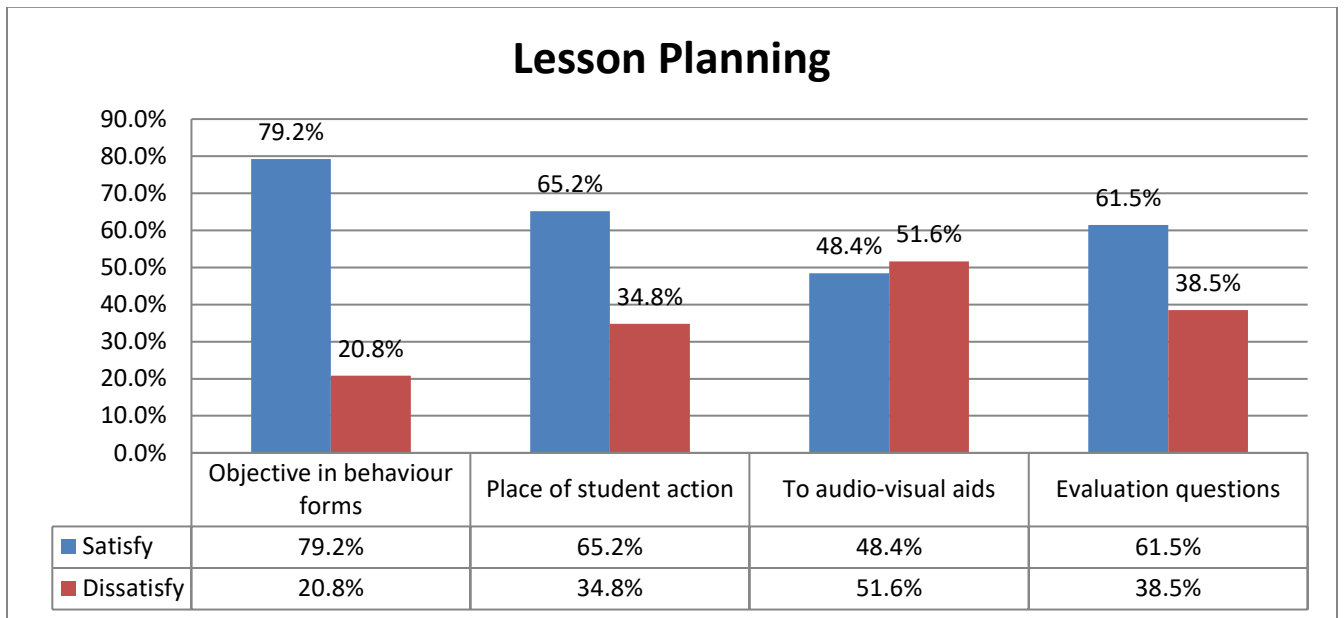
Quality	Satisfy	Dissatisfy
Confidence	90%	10.0%
cheerfulness	64.4%	35.6%
dress up	57.3%	42.7%
cleanly in voice	67.8%	32.2%
gesture	44.4%	55.6%
Total	324%	176.1%
Average	65%	35.2%



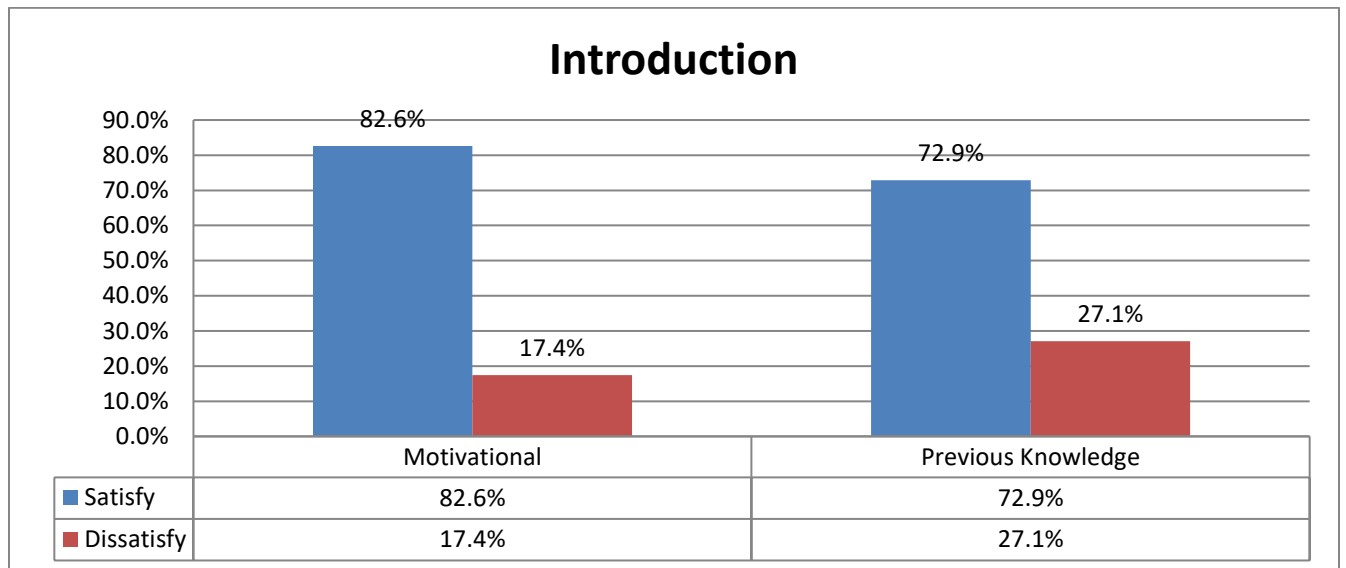
Class Arrangement	Satisfy	Dissatisfy
Seating Arrangement	66.1%	33.9%
Discipline	87.2%	12.8%
Cleanliness	61.0%	39.0%
To solve student's problem	65.0%	35.0%
Total	279.3%	120.7%
Average	69.8%	30.2%



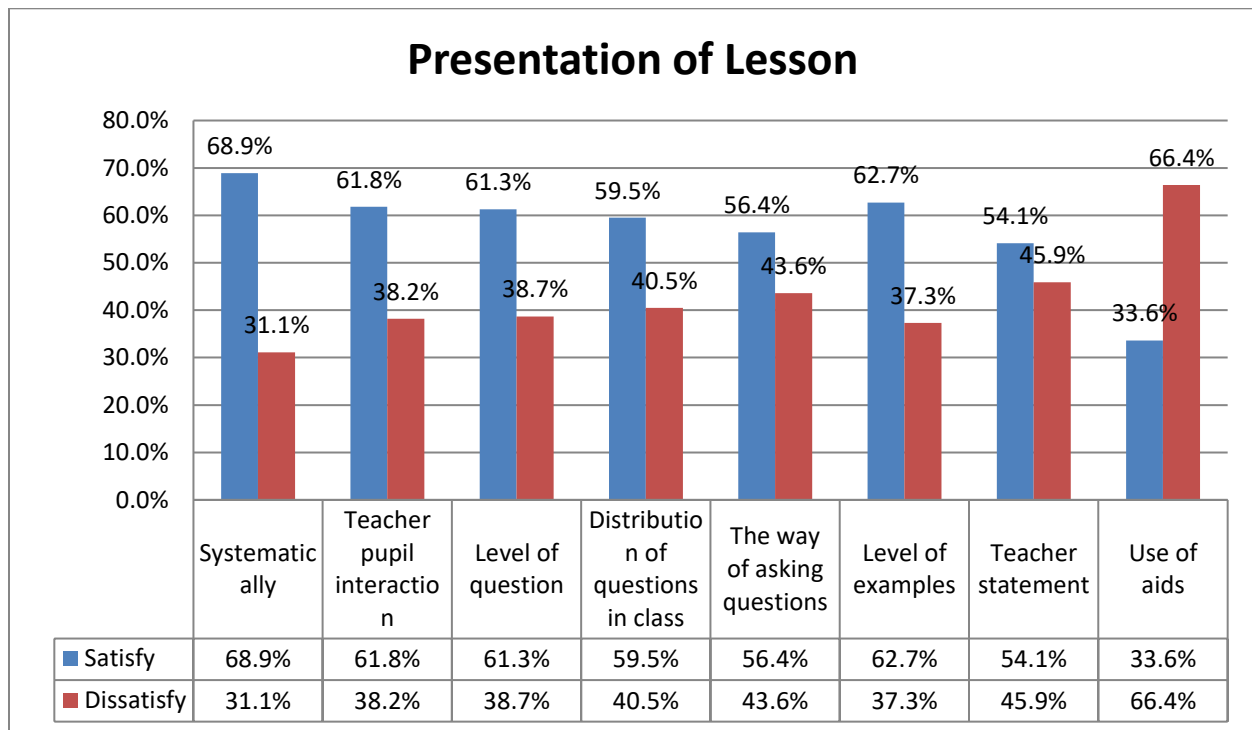
Lesson Planning	Satisfy	Dissatisfy
Objective in behaviour forms	79.2%	20.8%
Place of student action	65.2%	34.8%
To audio-visual aids	48.4%	51.6%
Evaluation questions	61.5%	38.5%
Total	254.3%	145.7%
Average	63.6%	36.4%



Introduction	Satisfy	Dissatisfy
Motivational	82.6%	17.4%
Previous Knowledge	72.9%	27.1%
Total	155.5%	44.5%
Average	77.8%	22.3%



Presentation of Lesson	Satisfy	Dissatisfy
Systematically	68.9%	31.1%
Teacher pupil interaction	61.8%	38.2%
Level of question	61.3%	38.7%
Distribution of questions in class	59.5%	40.5%
The way of asking questions	56.4%	43.6%
Level of examples	62.7%	37.3%
Teacher statement	54.1%	45.9%
Use of aids	33.6%	66.4%
Total	458.3%	341.7%
Average	57.3%	42.7%



Black Board	Satisfy	Dissatisfy
Entries	63.2%	36.8%
Cleanliness	71.8%	28.2%
Continuity	70.4%	29.6%
Use of pointers	46.2%	53.8%
Total	251.6%	148.4%
Average	62.9%	37.1%

