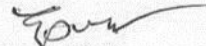


MICRO TEACHING
पाठ-सूची (Index)

क्रम संख्या S.No.	दिनांक Date	कक्षा Class	विषय Subject	प्रकरण प्रसंग या शीर्षक Topic	पृष्ठ संख्या Page No.	अन्य विवरण एवं टिप्पणी Others	ह. प्राध्यापक
1)	28/2/23	7 th	chemistry	Introduction skill Acid, Base, Salts	1		
2)	28/2/23	7 th	chemistry	Re-Introduction skill Acid, Base, Salts	2		
3)	1/3/23	7 th	chemistry	Black-Board skill Properties of Acid, Base, salts	3		
4)	1/3/23	7 th	chemistry	Re-Black-Board skill Properties of Acid, Base, salts	4		
5)	2/3/23	7 th	chemistry	Demonstration skill Properties of Acid, Base, salts	5		
6)	2/3/23	7 th	chemistry	Re-Demonstration skill Properties of Acid, Base, Salts	6		
7)	2/3/23	7 th	chemistry	Explanation skill Examples of Acid, Base, salts	7		
8)	2/3/23	7 th	chemistry	Re-Explanation skill Examples of Acid, Base, Salts	8		
9)	3/3/23	7 th	chemistry	Questioning skill question relates to Acid, Base, Salt	9		
10)	3/3/23	7 th	chemistry	Re-questioning skill question relates to Acid, Base, Salt	10		


 PRINCIPAL
 BIYANI GIRLS B.ED. COLLEGE
 SEC.-3, VIDHYADHAR NAGAR, JAIPUR

पाठ का स्वरूप (प्रथम)
अध्यापन-कौशल आधारित पाठ-योजना

कौशल का नाम Introduction skills

विषय Chemistry

प्रकरण Acid, Bases and salts


कक्षा 7th अवधि 5 min

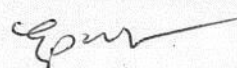
S.no.	छात्राध्यापिका क्रिया	छात्र क्रिया
(1)	Give some examples of fruits ?	Orange, mango, grapes etc.
(2)	What is the taste of Orange ?	sour
(3)	Give example of any bitter vegetable ?	Bitter gourd.
(4)	Why there is difference in their tastes ?	Due to presence of acid and Bases & Salts.
(5)	What do you mean by Acid, Bases & Salts ?	Problematic question

Objective Statement → Today we will discuss more about acids, Bases and salts.

अवलोकन सूची	आवृत्तियाँ				
	1	2	3	4	5
● कौशल के घटक					
Use of Previous knowledge. Related to content		✓	✓		
Continuity		✓			
Towards the main topic		✓			
Appropriate time observation		✓			
Use of audio-visual aids.		✓			

हस्ताक्षर सहपाठी पर्यवेक्षक


 हस्ताक्षर दल निदेशक


 PRINCIPAL
 BIYANI GIRLS B.ED. COLLEGE
 SEC.-3, VIDHYADHAR NAGAR, JAIPUR

पाठ का स्वरूप (द्वितीय)
अध्यापन-कौशल आधारित पाठ-योजना

कौशल का नाम Introduction skills.....

विषय Chemistry.....

प्रकरण Acids, Bases and Salts.....

कक्षा 7th..... अवधि 8m

	छात्राध्यापिका क्रिया	छात्र क्रिया
(1)	Give some examples of fruits?	Orange, Mango, grapes etc.
(2)	What is the taste of orange?	Sour.
(3)	Give example of any bitter vegetable?	Bitter Gourd.
(4)	Why there is difference in their taste?	Due to presence of Acids, Bases and
(5)	What do you mean by Acid, Bases & Salts?	Problematic question

Objective statement → Today we will discuss more about Acids, Bases and salts.

मूल्यांकन सूची

कौशल के घटक	सर्वोत्कृष्ट	उत्तम	अच्छा	सामान्य	असन्
• Use of Previous knowledge		✓			
• Related to content	✓				
• Continuity		✓			
• Towards the main topic		✓			
• Appropriate Time duration		✓			
• Use of audio-Visual Aid		✓			

हस्ताक्षर सहपाठी पर्यवेक्षक

हस्ताक्षर दल नि

पाठ का स्वरूप (प्रथम)
 अध्यापन-कौशल आधारित पाठ-योजना

कौशल का नाम .. Black Board Skills

विषय .. Chemistry

प्रकरण .. Acid, Bases and Salts- (Properties)

कक्षा .. 7th .. अवधि .. 5 min

S.No.	छात्राध्यापिका क्रिया	छात्र क्रिया
1)	Why does litmus paper change in colour from Blue to Red & Red and Blue?	Due to properties of Acid, Bases and Salts.

Date → 11/3/2023 Sub. → Chemistry Period → 1st
 Class → 7th Topic → Properties of Acid, Bases and Salts Time → 5 min.

ACIDS

- Yield excess of H^+ gas ions in aqueous solⁿ.
- Have Sour taste
- Turn Red Litmus from Blue
- React with Active metals

React with each other to form.

SALTS

BASES

- yield excess of hydroxide ions in aqueous solⁿ.
- Have Bitter taste
- Turn Litmus Blue
- React with some metals.

Both the active metals and some metals combine and reacts to form Dihydrogen.

Problematic Question.

Students will listen and write carefully.

	आवृत्तियाँ			
	2	3	4	5
(1) Clear letter configuration.	✓			
(2) Grammatical accuracy.		✓		
(3) Underline the main teaching points	✓			
(4) Proper Labelling of pictures of diagrams.		✓		
(5) Briefness.	✓			

हस्ताक्षर सहपाठी पर्यवेक्षक

हस्ताक्षर दल निदेशक

PRINCIPAL
 BIYANI GIRLS B.ED. COLLEGE
 SEC-3, VIDHYADHAR NAGAR, JAIPUR

पाठ का स्वरूप (द्वितीय) अध्यापन-कौशल आधारित पाठ-योजना

कौशल का नाम Black Board Skill

विषय Chemistry

प्रकरण Acids, Bases and Salts (Properties)

कक्षा 7th अवधि 5m

	छात्राध्यापिका क्रिया	छात्र क्रिया
(1)	Why does Litmus Paper change its colour from Blue to Red and Red to Blue ?	Due to property of Acid, Bases & salt.
(2)	What are the properties of acids, Bases & Salt	Problematic Questions

Teaching point

Properties of

ACIDS

- yield excess of H^+ ions in aqueous solⁿ.
- Sour Taste
- Red Litmus
- React with

Both CO₂

कौशल के

- (1) Clear letter
- (2) Grammatical acc
- (3) Underline the main teaching point.
- (4) Proper labelling of pictures & diagrams.
- (5) Briefness.

Date → 1/3/2023 Sub. → Chemistry Period → 1

Class → 7th Topic → Properties of Acids, Bases and Salts. Time → 5m

ACIDS

- yields excess of H^+ ions in aqueous solⁿ.
- Have Sour taste.
- Turn Red Litmus from Blue.
- Reacts with Active metals

Reacts with each other to form.

SALTS


BASES

- yield excess of hydroxide ion in aqueous solⁿ.
- Have Bitter taste.
- Turn Litmus Blue.
- React with some metals

Both the active metals and some metals combine & React to form Dihydrogen.

हस्ताक्षर सहपाठी पर्यवेक्षक

हस्ताक्षर दल निदेशक


 PRINCIPAL
 BIYANI GIRLS B.ED. COLLEGE
 SEC-3, VIDHYADHAR NAGAR, JAIPUR

पाठ का स्वरूप (प्रथम)
अध्यापन-कौशल आधारित पाठ-योजना

कौशल का नाम *Demonstration skills*.....

विषय *Chemistry*.....

प्रकरण *Acids, Bases, and salts (Indicators)*.....

कक्षा *7th*..... अवधि *5 min*.....

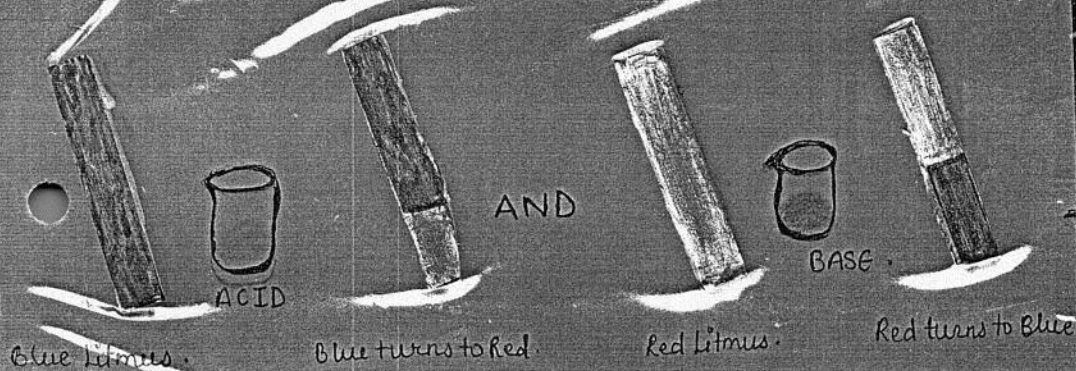
छात्राध्यापिका क्रिया

छात्र क्रिया

① How acid and Bases can be differentiated ?

By their different property and Litmus paper & other indicators

TEST OF ACID-BASES! (By Indicator)



SOME MORE EXAMPLES OF INDICATORS.



- (4) Visibility
- (5) Co-operation of students

problematic question

indicator...

which indicates

which indicates

to differentiate

आवृत्तियाँ			
2	3	4	5
✓			
✓			
✓			

हस्ताक्षर सहपाठी पर्यवेक्षक

हस्ताक्षर दल निदेशक

हस्ताक्षर दल निदेशक

PRINCIPAL
 BIYANI GIRLS B.ED. COLLEGE
 SEC-3, VIDHYADHAR NAGAR, JAIPUR

पाठ का स्वरूप (द्वितीय)
अध्यापन-कौशल आधारित पाठ-योजना

कौशल का नाम Re-Demonstration skills

विषय Chemistry

प्रकरण Acid, Bases, and Salts (Indicator)

कक्षा 7th अवधि 5 min

छात्राध्यापिका क्रिया	छात्र क्रिया
① How acids and Bases can be differentiated?	By their different properties and litmus paper & other Indicators.
② Name some other indicators other than Litmus paper.	Problematic question

*** Test of Acid and Bases by litmus paper as an Indicator...**

- When Red litmus is dipped in Base it turns Blue which indicates that the solution contain Base in it.
- When Blue litmus is dipped into acid it turns Red which indicates that the solution contain acid in it.
- Some more examples of indicators, which help us to differentiate between acid and Bases.

- ① China Rose
- ② Turmeric

मूल्यांकन सूची

कौशल के घटक	सर्वोत्कृष्ट	उत्तम	अच्छा	सामान्य	असन्तोष
(1) Use of appropriate Material		✓			
(2) Distribution and arrangement of material		✓			
(3) Clarity and simplicity of demonstration		✓			
(4) Visibility		✓			
(5) Co-operation of students		✓			

हस्ताक्षर

हस्ताक्षर दल

हस्ताक्षर सहपाठी पर्यवेक्षक

पाठ का स्वरूप (प्रथम)
अध्यापन-कौशल आधारित पाठ-योजना

कौशल का नाम Explanation skill विषय Chemistry
 प्रकरण Acid, Bases and salts (Neutralisation Rxn) कक्षा 7th अवधि 5min

छात्राध्यापिका क्रिया	छात्र क्रिया
① China Rose, Turmeric Powder and Litmus paper helps to identify Acid, Bases and salts. How?	As they are Acidic and Basic character Indicators.
② Any one indicator in Brief. Explain. And also what happens when Acid & Base Reacts with Each other?	Problematic question.

Teacher's statement

Litmus paper is a PH indicator used to test materials for acidity. Blue litmus turns red in acidic conditions and Red turns to Blue in Basic conditions.

ACID BASE
 ↓ ↓
 Blue to Red Red to Blue.

• ACIDS → Gives H^+ ions → Strong Acids → HCl (Ionisable compounds)
 Weak Acids → CH_3COOH .

• BASES → Gives OH^- ions → Strong Bases → NaOH (non-Ionisable compounds)
 Weak Bases → NH_4OH .

• SALTS → These are the compounds formed from reaction of Acid & Bases.

* Neutralisation Reaction occur when acid and Base get mixed and forms salt.

Example of this Reaction in Everyday life.

- Indigestion • Soil Treatment
- Ant Bite • Factory wastes.

अवलोकन सूची	आवृत्तियाँ					
	कौशल के घटक	1	2	3	4	5
(1) Continuity within statements.			✓			
(2) Simple and clean explanation.			✓			
(3) Interaction during explanation.				✓		
(4) Use of appropriate teaching aid.				✓		
(5) Change in body language & facial expression.				✓		
(6) Summary statements.				✓		

हस्ताक्षर सहपाठी पर्यवेक्षक

हस्ताक्षर दल निदेशक

PRINCIPAL
 BIYANI GIRLS B.ED. COLLEGE
 SEC.-3, VIDHYADHAR NAGAR, JAIPUR

पाठ का स्वरूप (द्वितीय) अध्यापन-कौशल आधारित पाठ-योजना

कौशल का नाम Re-Explanation skill.....

विषय Chemistry.....

प्रकरण Acid, Bases and Salts (Neutralisation Rn.)

कक्षा 7th अवधि 5 min.

	छात्राध्यापिका क्रिया	छात्र क्रिया
①	China Rose, Litmus paper and Turmeric helps to identify Acids, Bases and Salts. How?	As they are Acidic and Basic character indicators.
②	Explain any one Indicator in Brief. And also what happens when Acid reacts with Base? <u>Teacher's Statement -</u>	Problematic questions.

Litmus paper is a pH indicator used to test material. For acidity Blue turns in Red litmus for Basicity Red litmus turns Blue.

ACID	BASE
Blue to Red	Red to Blue

ACIDS → Gives H^+ ions → Strong acids → HCl
Weak Acids → CH_3COOH (Ionisable compounds)

BASES → Gives OH^- ions → Strong Bases → NaOH
Weak Acids → NH_4OH (Non-Ionisable compounds).

Salts → These are compounds formed from the Reaction between Acids and Bases.

Neutralisation Rn occurs when acid and Bases gets mixed to form salt.
Examples of this Reaction in everyday life → • Ant sting • Soil Treatment
• Indigestion • Factory wastes

मूल्यांकन सूची

	कौशल के घटक	सर्वोत्कृष्ट	उत्तम	अच्छा	सामान्य	असन्तोषप्र
(1)						
(2)	(1) Continuity within statements		✓			
(3)	(2) Simple & Clear explanation		✓			
(4)	(3) Interaction during explanation		✓			
(5)	(4) Use of appropriate teaching aid		✓			
(6)	(5) Change in body language & facial expression		✓			
(7)	(6) Summary statements		✓			

हस्त

हस्ताक्षर सहपाठी पर्यवेक्षक

हस्ताक्षर दल निदेश

पाठ का स्वरूप (प्रथम)
अध्यापन-कौशल आधारित पाठ-योजना

कौशल का नाम Questioning skills

विषय Chemistry

प्रकरण Acids, Bases and salts

कक्षा 7th अवधि 5 min

छात्राध्यापिका क्रिया	छात्र क्रिया
(1) What is the taste of tartaric acid ?	Sour. in taste.
(2) Out of acid and base which substance can destroy a cloth or wood ?	Acids as corrosive in nature.
(3) The indicator that changes basic solution to green is ?	China Rose.
(4) Ant sting contains which acid ?	Formic acid
(5) Calamine solution is also known as ?	Zinc Carbonate.
(6) Name the base present in soap solution ?	Sodium hydroxide (also potassium).
(7) Any two properties of acids ?	<ul style="list-style-type: none"> • Sour in Taste • Yield H_2 ions in aqueous solution
(8) Two properties of Bases ?	<ul style="list-style-type: none"> • Bitter in taste • Turn litmus in Blue from Red.
(9) What is chemical name of Baking soda ?	Sodium Bicarbonate
(10) Out of Methyl orange and China Rose which one is not an Indicator.	Antacid pill

अवलोकन सूची	आवृत्तियाँ				
	1	2	3	4	5
कौशल के घटक					
(1) Related to content.	✓				
(2) Grammatical accuracy.		✓			
(3) Continuously in question.		✓			
(4) Use of language according to level.		✓			
(5) Structure of questions simple & clear.		✓			
(6) Equal distribution of questions.		✓			

हस्ताक्षर सहपाठी पर्यवेक्षक

हस्ताक्षर दल निदेशक

PRINCIPAL
BIYANI GIRLS B.ED. COLLEGE
SEC.-3, VIDHYADHAR NAGAR, JAIPUR

पाठ का स्वरूप (द्वितीय)
अध्यापन-कौशल आधारित पाठ-योजना

कौशल का नाम Re-Questioning skills
प्रकरण Acid Bases and Salts

विषय Chemistry
कक्षा 7th अवधि 5 min

छात्राध्यापिका क्रिया	छात्र क्रिया
① What is the taste of Tartaric Acid?	Sour in Taste.
② Out of Acid and Base which substance can destroy cloth and wood?	Acids as corrosive in nature.
③ The indicator that changes basic solution to green?	China Rose
④ Ant sting contains which acids?	Formic acid
⑤ Salamine solution is also known as?	Zinc carbonate
⑥ Name the Base present in soap solution?	Sodium hydroxide (also potassium)
⑦ Any two properties of acids?	• Sour in Taste • yield H^+ ion in aqueous soln.
⑧ Any two properties of Bases?	• Bitter in taste • Turn Red litmus to Blue
⑨ What is the chemical name of Baking soda?	Sodium Bicarbonate
⑩ Out of methyl orange and Antacid pill which one is not an Indicator.	Antacid Pill.


मूल्यांकन सूची

कौशल के घटक	सर्वोत्कृष्ट	उत्तम	अच्छा	सामान्य	असन्तोषप्रद
(1) Related to content		✓			
(2) Grammatical accuracy.	✓				
(3) Continuity in questions.	✓				
(4) Use of Language according to level		✓			
(5) structure of questions simple and clear.		✓			
(6) Equal distribution of questions		✓			

हस्ताक्षर सहपाठी पर्यवेक्षक

हस्ताक्षर दल निदेशक

PRINCIPAL
BIYANI GIRLS B.ED. COLLEGE
SEC-3, VIDHYADHAR NAGAR, JAIPUR

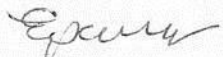


BIYANI GIRLS B.ED. COLLEGE, JAIPUR

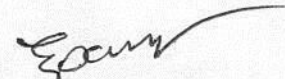
Date: 15-02-2020

NOTICE

This is to inform to all the Students of B.Ed. that Lesson Plan Presentation for Practice Teaching will started from 24 February 2020. Make Assure that your lesson plan Diary should be ready. Present your lesson plan carefully.


Dr. Ekta Pareek
PRINCIPAL
BIYANI GIRLS COLLEGE
Sec.-3, Vidhyadhar Nagar, JAIPUR

Copy to: Chairman/Director (Acad.)/Principal/HR/HOD's/ /Reception/ IQAC Members


PRINCIPAL
BIYANI GIRLS B.ED. COLLEGE
SEC.-3, VIDHYADHAR NAGAR, JAIPUR

Lesson-Plan ①

Date - 7/4/22

Subject - Civics

Period -

Class - IXth

Topic - Rajya Sabha

Time - 35 min

S. NO.	Teaching objectives	Expected behavioural change
1.	Knowledge	<ul style="list-style-type: none"> • Students will be able to recognise about the Rajya Sabha. • Students will be able to recall about Rajya Sabha.
2.	Understanding	<ul style="list-style-type: none"> • Students will be able to explain about the functions and role of the Rajya Sabha. • Students will be able to compare the powers of R.S.
3.	Application	<ul style="list-style-type: none"> • Students will be able to use the knowledge related to the role of the Rajya Sabha. • Students will be able to analyze the role of the Rajya Sabha.
4.	Skill	<ul style="list-style-type: none"> • Students will be able to present the role of the Rajya Sabha by chart. • Students will be able to present the composition of Rajya Sabha by the list.

Teaching Aids :-> Roller board, projector, duster, chart, etc.

BIYANI GIRLS B.ED. COLLEGE
SEC-3, VIDHYADHAR NAGAR, RAIPUR

Previous knowledge :-> Students have prior information about the role and composition of the Rajya Sabha.

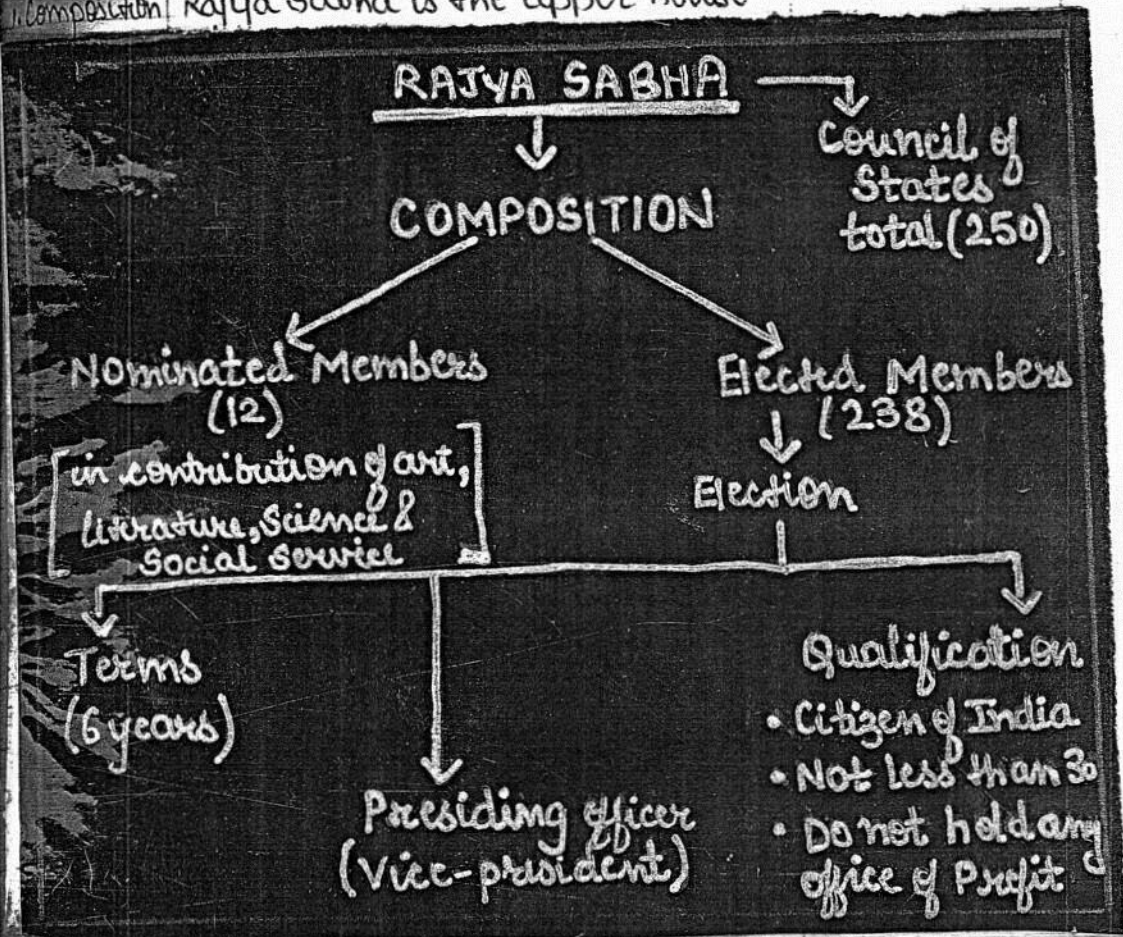
S.No.	Student Teacher activity	Student activity	Remarks
1.	What type of government system is there in India?	Democratic System	
2.	Who plays a central role in the democratic system of India?	Parliament	
3.	How many houses are there in the Parliament?	Two	
4.	What are the names of 2 houses of Parliament?	Rajya Sabha & Lok Sabha	
5.	What was the other name of the Rajya Sabha of the Parliament?	Council of States	
6.	What is the composition of Council of States?	Problematic Question	

Purpose Statement :-> So, Today we will discuss about the Rajya Sabha or the council of states.

Teaching point :-> (1) Rajya Sabha Composition
(2) Role of the Rajya Sabha
(3) Voting process

Teaching Point Student-Teacher Activity Student Activity Blackboard Remark

Composition Rajya Sabha is the upper house



Role Developmentary questions :->

- 1) What is the broad responsibility of members of Rajya Sabha? To make laws
- 2) At what level Rajya Sabha has power to make laws? State level
- 3) What are the certain role of the Rajya Sabha? Problematic Question

Principal
Bryani Girls B. Ed College
Jaipur

The Broad responsibility of the members of the Rajya Sabha is to make laws of India in R.S. Rajya Sabha has certain role as a permanent house (it never dissolve like Lok Sabha and 1/3rd of its members retire every 2 years and offer a degree of continuity. Rajya Sabha has power to make laws at the state level. However, to making laws can only be done if Rajya Sabha first passes a resolution by the 2/3 majority for granting such a power.

Student will listen carefully

3. Voting Process

Developmentary Question: →

1) What is the member called of the Rajya Sabha?

MP

2) What is the full form of MP?

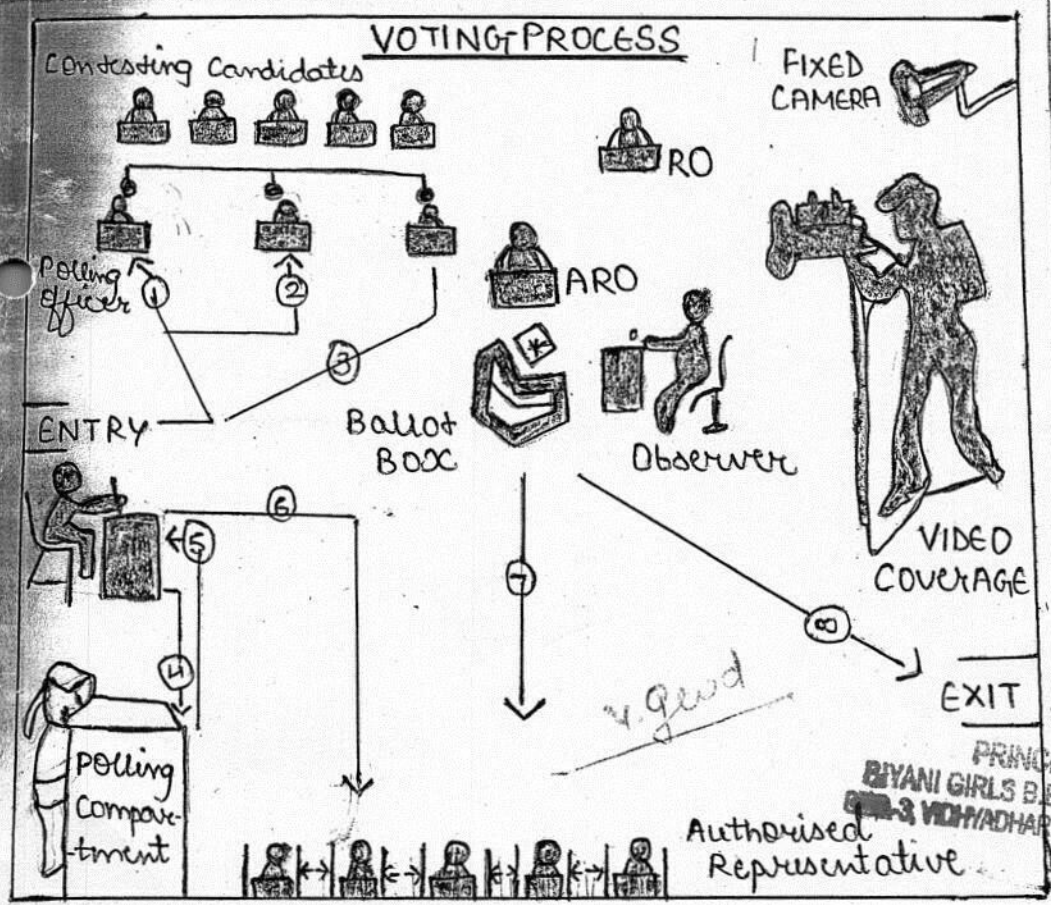
Member of Parliament

3) What is the voting procedure of MP?

Problematic Question:

As an MP enters the polling station, his/her first point of engagement will be polling officers in front of area where contesting candidates are seated. MP will then proceed to desk of polling officer authorised & then had to polling compartment. From here, MP will walk to area where authorised repre-

Students are looking at chart and listen carefully.



= परविद्युद टिप्पणी के लिए जगह छोड़ें

- 1st Teaching Point के विकासक्रम प्रश्न गरी दिखे गए हैं

पाठ को योजनानुसार पढ़ाये

Evaluation :->

→ → Teaching and बनाकर explain किया गया

Remarks

Q.1) Who is the ex-officio chairman of Rajya Sabha?

Since
28/4/22

- a) Vice-president c) deputy chairman
b) President d) Prime minister

[a]

Q.2) What is the broad responsibility of the Rajya Sabha?

- a) Make laws c) pass laws
b) enacted laws d) Regulated laws

[a]

Q.3) Rajya Sabha is also known as the Council of States

Q.4) President elected the 12 nominated members of Rajya Sabha.

Q.5) In Parliament, the Rajya Sabha can be subjected to dissolution.

- a) True b) False

[False]

Q.6) Rajya Sabha ^{members} is known as the members of Parliament (MP's).

- a) True b) False

[True]

Q.7) Why is Rajya Sabha is called Permanent house?


Because it cannot dissolve

Home work :->

Q.1) What are the qualification of the Rajya Sabha?

- Be a citizen of India
- Not less than 30 years
- Do not hold any office of Profit

2022-23 Internship




BIYANI GIRLS B.ED. COLLEGE, JAIPUR


Date: 10-03-2023

NOTICE


This is to inform to all the Students of B.Ed. I Year and B.Sc. – B.Ed. III Year that your Internship School will be allotted on **ShalaDarpan Portal**. Download your school allotment letter from the site and come to college for receiving reliving letter. Also submit a copy of allotment letter in college.

Note: Join the internship school within 7 days from allotment date of school.


Dr. Ekta Pareek
Principal
Sec-3, Vidhyadhar Nagar, Jaipur


PRINCIPAL
BIYANI GIRLS B.ED. COLLEGE
SEC.-3, VIDHYADHAR NAGAR, JAIPUR

Copy to: Chairman/Director (Acad.)/Principal/HR/HOD's/ /Reception/ IQAC Members



BIYANI GIRLS B.ED. COLLEGE, JAIPUR

Date: 07-02-2023

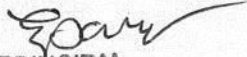
NOTICE

This is to inform to all the Students of B.Ed. II and B.Ed. - M.Ed. II Year (III Semester) Year that your Internship School will allotted on **ShalaDarpan Portal**. Download your school allotment letter from the site and come to college for receiving reliving letter. Also submit a copy of allotment letter in college.

Note: Join the internship school within 7 days from allotment date of school.


Dr. Ekta Pareek

Principal
BIYANI GIRLS B.ED. COLLEGE
Sec.-3, Vidhyadhar Nagar, Jaipur


Principal
BIYANI GIRLS B.ED. COLLEGE
SEC.-3, VIDHYADHAR NAGAR, JAIPUR

Copy to: Chairman/Director (Acad.)/Principal/HR/HOD's/ /Reception/ IQAC Members



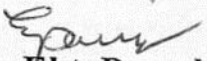
BIYANI GIRLS B.ED. COLLEGE, JAIPUR

Date: 01-04-2023

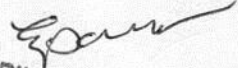
NOTICE

This is to inform to all the Students of B.Ed. - M.Ed. I Year (II Semester) that your Internship School will be allotted on **ShalaDarpan Portal**. Download your school allotment letter from the site and come to college for receiving relieving letter. Also submit a copy of allotment letter in college.


Note: Join the internship school within 7 days from allotment date of school.


Dr. Ekta Pareek

Principal


PRINCIPAL
BIYANI GIRLS B.ED. COLLEGE
SEC.-3, VIDHYADHAR NAGAR, JAIPUR

Copy to: Chairman/Director (Acad.)/Principal/HR/HOD's/ Reception/ IQAC Members



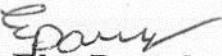
BIYANI GIRLS B.ED. COLLEGE, JAIPUR

Date: 17-11-2022

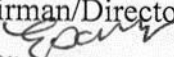
NOTICE


This is to inform to all the Students of B.Sc. - B.Ed. IV Year that your Internship School will be allotted on **ShalaDarpan Portal**. Download your school allotment letter from the site and come to college for receiving relieving letter. Also submit a copy of allotment letter in college.

Note: Join the internship school within 7 days from allotment date of school.


Dr. Ekta Pareek
PRINCIPAL
Principal GIRLS COLLEGE
Sec.-3, Vidhyadhar Nagar, JAIPUR

Copy to: Chairman/Director (Acad.)/Principal/HR/HOD's/ /Reception/ IQAC Members


PRINCIPAL
BIYANI GIRLS B.ED. COLLEGE
SEC.-3, VIDHYADHAR NAGAR, JAIPUR



BIYANI GIRLS B.ED. COLLEGE, JAIPUR

Date: 11-01-2023

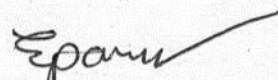
NOTICE

This is to inform to all the faculty members and students that **Micro Teaching Classes** will be held on 16 January 2023 to 22 January 2023 in Biyani Girls BEd College. Reporting time will be 8:00 am. Attendance is mandatory for all.


Dr. Ekta Pareek

Principal
Principal
Biyani Girls B.Ed College
Jaipur

Copy to: Chairman/Director (Acad.)/Principals/HR/HOD's/ /Reception/ IQAC Members.


PRINCIPAL
BIYANI GIRLS B.ED. COLLEGE
SEC-3, VIDHYADHAR N. JAIPUR



BIYANI GIRLS B.ED. COLLEGE, JAIPUR

Report on Micro Teaching Classes

Duration: January 16th to January 22th, 2023

Location: Biyani Girls B.Ed. College

Introduction:

Microteaching is a pedagogical technique aimed at providing pre-service teachers with opportunities to practice teaching in a controlled environment. It involves teaching a small group of peers or students for a short duration, followed by feedback and reflection. Biyani Girls B.Ed. College conducted microteaching classes from January 5th to January 12th, 2023, providing aspiring educators with a platform to hone their teaching skills under the guidance of experienced mentors.

Objective:

The primary objective of the microteaching sessions was to enhance the teaching competencies of B.Ed. students by providing them with practical teaching experiences, constructive feedback, and opportunities for self-reflection.

Participants:

The microteaching classes at Biyani Girls B.Ed. College involved students enrolled in the Bachelor of Education (B.Ed.) program. Each participant was assigned to a respective class based on their subject specialization, such as English, Mathematics, Science, Social Studies, etc. Additionally, experienced mentors supervised and provided guidance to the participants throughout the sessions.

Structure of the Sessions:


PRINCIPAL

BIYANI GIRLS B.ED. COLLEGE
SEC-3, VIDHYADHAR NAGAR, JAIPUR



The microteaching classes were structured to simulate real classroom environments, allowing participants to practice various teaching strategies and methodologies. Each session typically consisted of the following components:

1. Lesson Planning: Participants were required to plan and prepare a lesson based on the curriculum standards and learning objectives relevant to their subject area.
2. Teaching Practice: Participants delivered their planned lessons to a small group of peers or students, applying instructional techniques learned during their coursework.
3. Observation and Feedback: Peers, mentors, and sometimes students observed the teaching performance and provided constructive feedback based on predefined criteria, focusing on strengths and areas for improvement.
4. Mentor Guidance: Experienced mentors offered guidance, suggestions, and strategies to help participants enhance their teaching skills and address any challenges encountered during the sessions.

Outcomes:

The microteaching classes at Biyani Girls B.Ed. College yielded several positive outcomes for the participants, including:

1. Improved Teaching Skills: Participants demonstrated enhanced proficiency in lesson planning, instructional delivery, classroom management, and student engagement.
2. Increased Confidence: Through repeated practice and constructive feedback, participants gained confidence in their teaching abilities and communication skills.
3. Effective Feedback Mechanism: The feedback received from peers, mentors, and students facilitated continuous improvement and professional development among the participants.


PRINCIPAL

Conclusion: BIYANI GIRLS B.ED. COLLEGE
SEC.-3, VIDHYADHAR NAGAR, JAIPUR



The microteaching classes conducted at Biyani Girls B.Ed. College from January 5th to January 12th, 2023, provided valuable opportunities for pre-service teachers to refine their teaching skills in a supportive and collaborative environment. By integrating practical teaching experiences with constructive feedback and reflection, the sessions contributed to the professional growth and readiness of aspiring educators to excel in their future teaching careers.

Report Prepared by Ms. Sunita Kumari sharma
(Assistant Professor)

Dr. Ekta Pareek


Principal

Biyani Girls B.Ed College

Jaipur
Principal

PRINCIPAL

BIYANI GIRLS B.ED. COLLEGE
SEC.-3, VIDHYADHAR NAGAR, JAIPUR

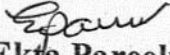


BIYANI GIRLS B.ED. COLLEGE, JAIPUR

Date: 12-02-2022

NOTICE

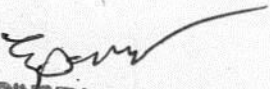
This is to inform to all B.Ed. students that "Micro Teaching Classes" will be arranged on 16th Feb to 24th feb. 2022. Reporting time will be 11:00 am. Attendance is mandatory for all.


Dr. Ekta Pareek
Principal

Principal

Principal
Biyani Girls B. Ed. College
Jaipur

Copy to: Chairman/Director (Acad.)/Principals/HR/HOD's/ Reception/ IQAC Members.


PRINCIPAL
BIYANI GIRLS B.ED. COLLEGE
SEC-3, VIDHYADHAR NAGAR, JAIPUR



BIYANI GIRLS B.ED. COLLEGE, JAIPUR

Report of Micro Teaching Session at Biyani Girls B.Ed College

Dates: February 16th to February 24th, 2022

Organizer: Biyani Girls B.Ed College

Day 1: February 16th, 2022

- Introduction to Micro Teaching: The session commenced with an overview of micro teaching and its importance in teacher training.
- Introduction Skills: Students learned techniques for establishing rapport with students and setting learning objectives.
- Mock Teaching: Participants practiced introductory skills through mock teaching sessions, receiving feedback from peers and instructors.

Day 2: February 17th, 2022

- Explanation Skills: Strategies for clear and concise explanation of concepts were demonstrated and practiced.
- Mock Teaching: Students delivered lessons focusing on explanation skills, with peer observation and feedback sessions.


Day 3: February 18th, 2022

PRINCIPAL
BIYANI GIRLS B.ED. COLLEGE
SEC.-3, VIDHYADHAR NAGAR, JAIPUR



BIYANI GIRLS B.ED. COLLEGE, JAIPUR

- Demonstration Skills: Techniques for effective demonstration of practical activities were taught and practiced.
- Mock Teaching: Participants demonstrated practical activities, receiving feedback on demonstration skills from peers and instructors.

Day 4: February 21st, 2022

- Blackboard Skills: Students learned how to utilize the blackboard effectively for organizing content and illustrating key points.
- Mock Teaching: Lessons focused on blackboard skills, with students incorporating visual aids and diagrams into their teaching.

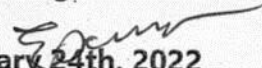
Day 5: February 22nd, 2022

- Questioning Skills: Various questioning techniques to promote critical thinking and participation were discussed and practiced.
- Mock Teaching: Participants led interactive sessions with emphasis on questioning skills, followed by peer feedback sessions.

Day 6: February 23rd, 2022

- Recap and Review: A recap of teaching skills learned so far was conducted, with emphasis on integrating skills into comprehensive lesson plans.
- Peer Observation and Feedback: Students engaged in peer observation and feedback sessions, providing constructive criticism to enhance teaching practice.

Day 7: February 24th, 2022


PRINCIPAL
BIYANI GIRLS B.ED. COLLEGE
SEC-3, VIDHYADHAR NAGAR, JAIPUR



BIYANI GIRLS B.ED. COLLEGE, JAIPUR

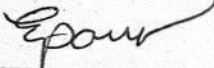
- Integration and Application: Participants integrated all teaching skills learned throughout the session into comprehensive lesson plans.
- Final Mock Teaching: Students delivered final mock teaching sessions, showcasing their proficiency in introductory, explanation, demonstration, blackboard, and questioning skills.
- Closing Remarks: The micro teaching session concluded with closing remarks, highlighting the progress made by participants and areas for further improvement.

Conclusion:

The micro teaching session at Biyani Girls B.Ed College provided students with comprehensive training in essential teaching skills over the course of nine days. Through a combination of theoretical learning, practical exercises, and peer feedback, participants developed the confidence and competence to excel in their future teaching careers.


Coordinator Name: Ms Sunita Kumari Sharma
(Assistant Professor)




Dr. Ekta Pareek
Principal


Principal
Biyani Girls B.Ed College
Jaipur


PRINCIPAL
BIYANI GIRLS B.ED. COLLEGE
SEC-2 DHYANWAR NAGAR JAIPUR




BIYANI GIRLS B.Ed. COLLEGE

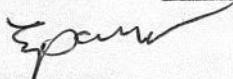
Micro Teaching (16 Feb to 24 Feb 2022)



Micro lesson plan presentation by students



Micro teaching by students


PRINCIPAL
BIYANI GIRLS B.ED. COLLEGE
SEC.-3, VIDHYADHAR NAGAR, JAIPUR



BIYANI GIRLS B.ED. COLLEGE, JAIPUR

Date: 01-07-2022

NOTICE

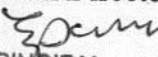
This is to inform to all the Students of B.Ed. I Year and B.Sc. - B.Ed. III Year that your Internship School will be allotted on **ShalaDarpan Portal**. Download your school allotment letter from the site and come to college for receiving relieving letter. Also submit a copy of allotment letter in college.


Note: Join the internship school within 7 days from allotment date of school.


Dr. Ekta Pareek

Principal
PRINCIPAL
BIYANI GIRLS COLLEGE
Sec.-3, Vidhyadhar Nagar, JAIPUR

Copy to: Chairman/Director (Acad.)/Principal/HR/HOD's/ /Reception/ IQAC Members.


PRINCIPAL
BIYANI GIRLS B.ED. COLLEGE
SEC.-3, VIDHYADHAR NAGAR, JAIPUR



BIYANI GIRLS B.ED. COLLEGE, JAIPUR

Date: 21-03-2022

NOTICE

This is to inform to all the Students of B.Ed. II Year that your Internship School will allotted on **ShalaDarpan Portal**. Download your school allotment letter from the site and come to college for receiving reliving letter. Also submit a copy of allotment letter in college.

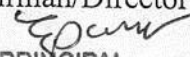
Note: Join the internship school within 7 days from allotment date of school.


Dr. Ekta Pareek

Principal

PRINCIPAL
BIYANI GIRLS COLLEGE
SEC-3, VIDHYADHAR NAGAR, JAIPUR

Copy to: Chairman/Director (Aead.)/Principal/HR/HOD's/ /Reception/ IQAC Members.


PRINCIPAL
BIYANI GIRLS B.ED. COLLEGE
SEC.-3, VIDHYADHAR NAGAR, JAIPUR



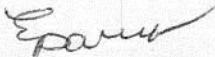
BIYANI GIRLS B.ED. COLLEGE, JAIPUR

Date: 14-07-2022


NOTICE

This is to inform to all the Students of B.Ed. – M.Ed. I (II Semester) Year that your Internship School will allotted on **ShalaDarpan Portal**. Download your school allotment letter from the site and come to college for receiving reliving letter. Also submit a copy of allotment letter in college.

Note: Join the internship school within 7 days from allotment date of school.


Dr. Ekta Pareek
PRINCIPAL
BIYANI GIRLS COLLEGE
Sec.-3, Vidhyadhar Nagar, JAIPUR

Copy to: Chairman/Director (Aead.)/Principal/HR/HOD's/ /Reception/ IQAC Members.


PRINCIPAL
BIYANI GIRLS B.ED. COLLEGE
SEC.-3, VIDHYADHAR NAGAR, JAIPUR



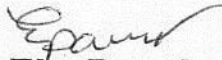
BIYANI GIRLS B.ED. COLLEGE, JAIPUR

Date: 31-08-2021

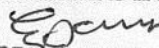
NOTICE


This is to inform to all the Students of B.Ed. I Year that your Internship School will allotted on **ShalaDarpan Portal**. Download your school allotment letter from the site and come to college for receiving reliving letter. Also submit a copy of allotment letter in college.

Note: Join the internship school within 7 days from allotment date of school.


Dr. Ekta Pareek
Principal
Sec.-3, Vidhyadhar Nagar, JAIPUR

Copy to: Chairman/Director (Acad.)/Principal/HR/HOD's/ Reception/ IQAC Members.


PRINCIPAL
BIYANI GIRLS B.ED. COLLEGE
SEC.-3, VIDHYADHAR NAGAR, JAIPUR



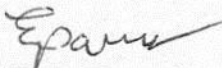
BIYANI GIRLS B.ED. COLLEGE, JAIPUR

Date: 28-07-2021

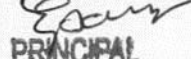
NOTICE


This is to inform to all the Students of B.Ed. II Year that your Internship School will be allotted on **ShalaDarpan Portal**. Download your school allotment letter from the site and come to college for receiving relieving letter. Also submit a copy of allotment letter in college.

Note: Join the internship school within 7 days from allotment date of school.


Dr. Ekta Pareek
Principal
BIYANI GIRLS COLLEGE
Sec.-3, Vidhyadhar Nagar, JAIPUR.

Copy to: Chairman/Director (Acad.)/Principal/HR/HOD's/ /Reception/ IQAC Members.


Principal
BIYANI GIRLS B.ED. COLLEGE
SEC.-3, VIDHYADHAR NAGAR, JAIPUR



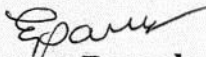
BIYANI GIRLS B.ED. COLLEGE, JAIPUR

Date: 01-08-2019


NOTICE

This is to inform to all the Students of B.Ed. II Year that your Internship School will be allotted on **ShalaDarpan Portal**. Download your school allotment letter from the site and come to college for receiving relieving letter. Also submit a copy of allotment letter in college.

Note: Join the internship school within 7 days from allotment date of school.


Dr. Ekta Pareek
Principal
PRINCIPAL
BIYANI GIRLS COLLEGE
Sec.-3, Vidhyadhar Nagar, JAIPUR

Copy to: Chairman/Director (Acad.)/Principal/HR/HOD's/ /Reception/ IQAC Members.


PRINCIPAL
BIYANI GIRLS B.ED. COLLEGE
SEC.-3, VIDHYADHAR NAGAR, JAIPUR



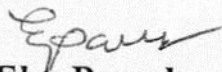
BIYANI GIRLS B.ED. COLLEGE, JAIPUR

Date: 05-03-2020

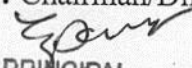
NOTICE


This is to inform to all the Students of B.Ed. I Year that your Internship School will allotted on **ShalaDarpan Portal**. Download your school allotment letter from the site and come to college for receiving reliving letter. Also submit a copy of allotment letter in college.

Note: Join the internship school within 7 days from allotment date of school.


Dr. Ekta Pareek
Principal
BIYANI GIRLS COLLEGE
Sec.-3, Vidhyadhar Nagar, Jaipur

Copy to: Chairman/Director (Acad.)/Principal/HR/HOD's/ /Reception/ IQAC Members.


PRINCIPAL
BIYANI GIRLS B.ED. COLLEGE
SEC.-3, VIDHYADHAR NAGAR, JAIPUR



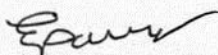
BIYANI GIRLS B.ED. COLLEGE, JAIPUR

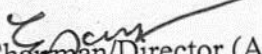
Date: 30-01-2019

NOTICE

This is to inform to all the Students of B.Ed. I Year that your Internship School will allotted on **ShalaDarpan Portal**. Download your school allotment letter from the site and come to college for receiving reliving letter. Also submit a copy of allotment letter in college.

Note: Join the internship school within 7 days from allotment date of school.


Dr. Ekta Pareek
PRINCIPAL
BIYANI GIRLS COLLEGE
Sec.-3, Vidhyadhar Nagar, JAIPUR

Copy to:  Chairman/Director (Acad.)/Principal/HR/HOD's/ Reception/ IQAC Members.

PRINCIPAL
BIYANI GIRLS B.ED. COLLEGE
SEC.-3, VIDHYADHAR NAGAR, JAIPUR



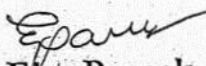
BIYANI GIRLS B.ED. COLLEGE, JAIPUR

Date: 01-08-2018

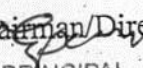
NOTICE

This is to inform to all the Students of B.Ed. II Year that your Internship School will be allotted on **ShalaDarpan Portal**. Download your school allotment letter from the site and come to college for receiving relieving letter. Also submit a copy of allotment letter in college.

Note: Join the internship school within 7 days from allotment date of school.


Dr. Ekta Pareek
Principal
PRINCIPAL
BIYANI GIRLS COLLEGE
Sec.-3, Vidhyadhar Nagar, JAIPUR

Copy to: Chairman/Director (Acad.)/Principal/HR/HOD's/ Reception/ IQAC Members.


PRINCIPAL
BIYANI GIRLS B.ED. COLLEGE
SEC.-3, VIDHYADHAR NAGAR, JAIPUR